


ilict

**Electrical
Wiring
Device**

2024 Catalogue



We strive to be
the leader in the industry
and the world's most
respected lighting solution
provider.

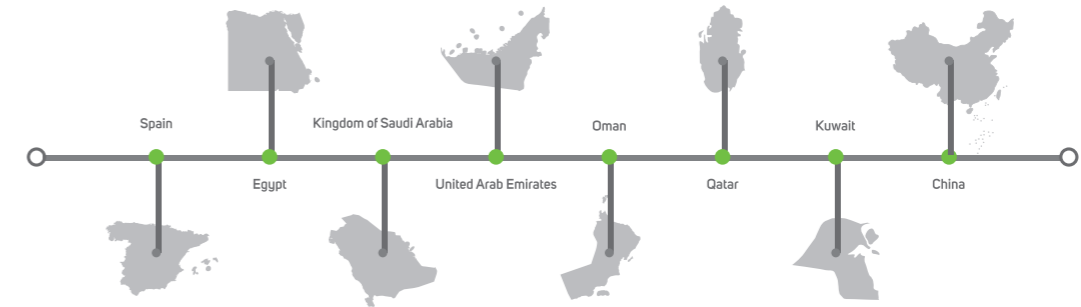
ILLUS Lighting

ILLUS dedicates itself to provide human oriented architectural lighting solution and products for indoor and outdoor applications. A truly innovative company, ILLUS has always been at the forefront of professional office lighting since inception. Since then ILLUS continues developing innovative, custom lighting solutions that meet extremely exacting requirements in terms of ergonomics, economic efficiency and environmental compatibility and also deliver aesthetic added value to our customers. Our customers will always find that our solutions reflect the requirements satisfying a broad range of customer needs for every lighting application ILLUS is a brand that helps revealing the beauty around you where it constitutes of products and solutions designed with care and attention to detail giving professional quality products.

Our goal has always been to offer our customers a first-class product backed by unparalleled service, focused on solving our clients' illumination challenges.

Our Vision

In ILLUS every detail created with enthusiasm constantly evolving technology to simplify the life of people. We consistently innovate and devote to decrease power consumption to ease the burden of earth. Light is essential for people's life quality and wellbeing, we care for every situation people need artificial light whenever light serves. ILLUS lighting is beyond light, to the last details.



Where to find us

Kingdom of Saudi Arabia-Head Office

📍 3533 Al Kharj Rd, Al Aziziyah, Riyadh 14511
<https://maps.app.goo.gl/TRgDmL4efaDRzWWL8>

China – illus

📍 Star Alliance, No.68 Zhongxing Avenue, Guzhen, Zhongshan,Guangdong, China
<https://maps.app.goo.gl/cJJefWvYRyfzAQjq8>

Spain – illus

📍 46970 Alaquàs, Valencia, Spain
<https://goo.gl/maps/C5DejH52sP17L2Nv9>

UAE – Build Station

📍 75 6th St - Al Quoz - Dubai - United Arab Emirates
<https://goo.gl/maps/LCTSSYSqEB2mcAbA8>

Qatar – Build Station

📍 Zone 43, Street 340, Salwa Rd, Doha, Qatar
<https://maps.app.goo.gl/hQY8PbFDPbXKYiqJ6>

Oman – Build Station

📍 18 November Street 411 Muscat, Al Aziba, 130, Oman
<https://goo.gl/maps/6tJLBVdhiVPvUE1w7>

Kuwait –Lighting Stores

📍 No 4, Opposite the city center entrance, 142 8 St, Shuwaikh Industrial, Kuwait
Lighting Stores - Google Maps

Egypt -illus


📍 13 El Obour Blgds. Salah Salem – Masr El-Gedida - Cairo
30° 04'40.0"N 31° 18'36.7"E - Google Maps



R&D and Manufacturing

Manufacturing

ILLUS has two directly-operated production bases in Yangzhou covering an area of 25,000 square meters and 300 staffs. The production bases contain over 30 hi-speed automatic encapsulation lines, 15 automatic SMD and applied welding lines, 5 automatic extrusion lines and 6 automatic luminaire production lines, characterizing a complete production process for LED strip inclusive of LED encapsulation, hi-speed SMT, automatic welding and full series of water resistance with average monthly production capacity of LED strips reaching up to 1.5 million meters. Besides, ILLUS modernized manufacturing factory to achieve a complete production process for linear luminaire inclusive of precision machining, automatic assembly, color spraying and free customization with average monthly production capacity reaching up to 120,000 strips in order to assure customers of high-quality, super cost-effective products and rapid delivery.



R&D

ILLUS has established a R&D expert team composed of over 50 core technicians, a majority of which graduated from top-rated universities and are proficient in such fields as optics, technique, material science, electrics, thermal physics, intelligent control and industrial design with more than 10years R&D experience and technical know-how in linear lighting.



Laboratory & Inspection

Laboratory of ILLUS, covering an area of 460 square meters, was outfitted with 48 sets of equipment which was distributed as per safety zone, EMC zone, photoelectric zone, IP water resistance zone, aging zone and product reliability zone. Inspection covers products inclusive of LED strip, neon strip, linear luminaire, power supply and related accessories, with inspection standard ranging from safety, EMC, performance to product reliability. Testing reports can be tracked all the way from product design evaluation period to type approval period to guarantee quality of products.



Patent

ILLUS strives to R&D in product and technology. So far, it has gained 3 invention patents and nearly 100 utility model patents and appearance patents.

Contents

Switches & Sockets

■ Leisure	4-11
■ Home Guardian	12-17
■ Gentry	18-55
■ Ultra-thin	56-63
■ Time Tunnel	64-71
■ Leader	72-109
■ Exploration	110-115
■ Time Tunnel	116-121
■ Leader	122-123
■ Time Tunnel	124-129
■ Acoustic	130-131
■ Artique	132-137
■ Leader	138-141
■ Intellectual Sense	142-153
■ Waterproof	154-155

Mounting Base Frame

■ Luxury	156-157
----------	---------

Floor Socket

■ Sentry	158-162
----------	---------




Electrical Wiring Device

- Switches & Sockets
- Mounting Base Frame
- Floor Socket



Switches & Sockets

- Home Guardian
- Gentry
- Ultra-thin
- Time Tunnel
- Leader
- Exploration
- Time Tunnel
- Leader
- Time Tunnel
- Acoustic
- Artique
- Leader
- Intellectual Sense
- Waterproof

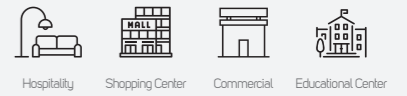


Leisure

Switches & Sockets

Leisure

Areas of Application



Technical Operating & Electrical Data

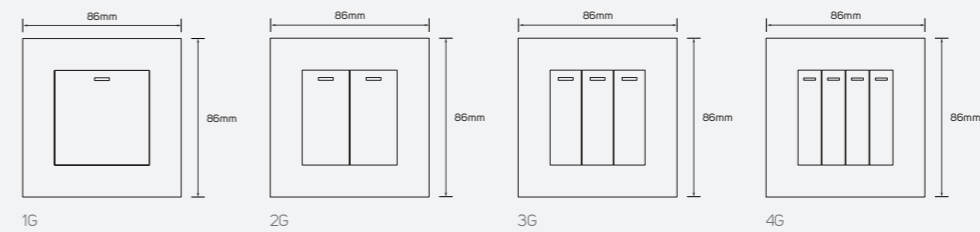
Mounting Type	Recessed in Wall
Fixed or Adjustable	Fixed
Embedding Depth	30mm
Module Material	PC
Frame Material	Aluminum/Tempered Glass/Stainless Steel/Metal Piano
Current Capacity	250V~10AX
Module Color	Grey/Golden+Light Brown/Light Brown+Grey/ Light Brown



Body Color Options




Dimensions Options



Family Product List

Code No.	Model No.	Code No.	Model No.	Code No.	Model No.	Code No.	Model No.
531011	1G-1W-AS-Sw	531012	1G-2W-AS-Sw	531013	2G-1W-AS-Sw	531014	2G-2W-AS-Sw
531109	1G-1W-GW-Sw	531110	1G-2W-GW-Sw	531111	2G-1W-GW-Sw	531112	2G-2W-GW-Sw
531138	1G-1W-GLB-Sw	531139	1G-2W-GLB-Sw	531140	2G-1W-GLB-Sw	531141	2G-2W-GLB-Sw
531184	1G-1W-SLB-Sw	531185	1G-2W-SLB-Sw	531186	2G-1W-SLB-Sw	531187	2G-2W-SLB-Sw
531204	1G-1W-SG-Sw	531205	1G-2W-SG-Sw	531206	2G-1W-SG-Sw	531207	2G-2W-SG-Sw
531015	3G-1W-AS-Sw	531283	4G-1W-AS-Sw	531700	2G-2WM-AS-Sw	531701	3G-2W-AS-Sw
531113	3G-1W-GW-Sw	531286	4G-1W-GW-Sw	531709	2G-2WM-GW-Sw	531710	3G-2W-GW-Sw
531142	3G-1W-GLB-Sw	531287	4G-1W-GLB-Sw	531712	2G-2WM-GLB-Sw	531713	3G-2W-GLB-Sw
531188	3G-1W-SLB-Sw	531284	4G-1W-SLB-Sw	531703	2G-2WM-SLB-Sw	531704	3G-2W-SLB-Sw
531208	3G-1W-SG-Sw	531285	4G-1W-SG-Sw	531706	2G-2WM-SG-Sw	531707	3G-2W-SG-Sw
531702	4G-2W-AS-Sw						
531711	4G-2W-GW-Sw						
531714	4G-2W-GLB-Sw						
531705	4G-2W-SLB-Sw						
531708	4G-2W-SG-Sw						

Areas of Application




Leisure

Technical Operating & Electrical Data

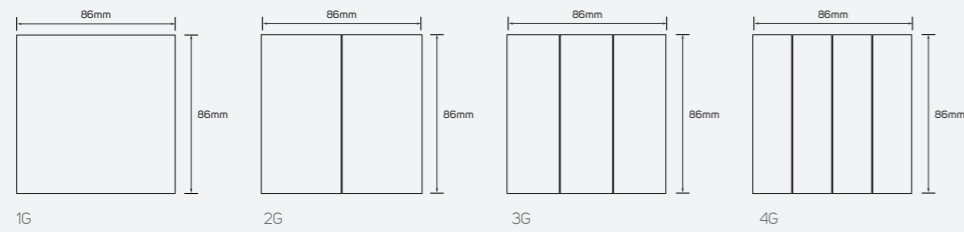
Mounting Type	Recessed in Wall
Fixed or Adjustable	Fixed
Embedding Depth	30mm
Module Material	PC
Frame Material	Metal Piano/Plastic Piano
Current Capacity	250V~10AX
Module Color	White/Light Brown/Grey/Matt Black/Black/ Golden/Grey



Body Color Options



Dimensions Options



Family Product List

Code No.	Model No.	Code No.	Model No.	Code No.	Model No.	Code No.	Model No.
531229	1G-1W-PW-Sw	531230	1G-2W-PW-Sw	531231	2G-1W-PW-Sw	531232	2G-2W-PW-Sw
531247	1G-1W-PLB-Sw	531248	1G-2W-PLB-Sw	531249	2G-1W-PLB-Sw	531250	2G-2W-PLB-Sw
531265	1G-1W-PGR-Sw	531266	1G-2W-PGR-Sw	531267	2G-1W-PGR-Sw	531268	2G-2W-PGR-Sw
531299	1G-1W-PB-Sw	531300	1G-2W-PB-Sw	531301	2G-1W-PB-Sw	531302	2G-2W-PB-Sw
531337	1G-1W-SB2-Sw	531338	1G-2W-SB2-Sw	531339	2G-1W-SB2-Sw	531340	2G-2W-SB2-Sw
531381	1G-1W-SG2-Sw	531382	1G-2W-SG2-Sw	531383	2G-1W-SG2-Sw	531384	2G-2W-SG2-Sw
531359	1G-1W-AGR2-Sw	531360	1G-2W-AGR2-Sw	531361	2G-1W-AGR2-Sw	531362	2G-2W-AGR2-Sw
531403	1G-1W-ALB2-Sw	531404	1G-2W-ALB2-Sw	531405	2G-1W-ALB2-Sw	531406	2G-2W-ALB2-Sw
531233	3G-1W-PW-Sw	531288	4G-1W-PW-Sw				
531251	3G-1W-PLB-Sw	531289	4G-1W-PLB-Sw				
531269	3G-1W-PGR-Sw	531290	4G-1W-PGR-Sw				
531303	3G-1W-PB-Sw	531304	4G-1W-PB-Sw				
531341	3G-1W-SB2-Sw	531342	4G-1W-SB2-Sw				
531385	3G-1W-SG2-Sw	531386	4G-1W-SG2-Sw				
531363	3G-1W-AGR2-Sw	531364	4G-1W-AGR2-Sw				
531407	3G-1W-ALB2-Sw	531408	4G-1W-ALB2-Sw				

Family Product List

Code No.	Model No.	Code No.	Model No.	Code No.	Model No.	Code No.	Model No.
531715	2G-2WM-PW-Sw	531716	3G-2W-PW-Sw	531717	24G-2W-PW-Sw		
531718	2G-2WM-PLB-Sw	531719	3G-2W-PLB-Sw	531720	4G-2W-PLB-Sw		
531721	2G-2WM-PGR-Sw	531722	3G-2W-PGR-Sw	531723	4G-2W-PGR-Sw		
531724	2G-2WM-PB-Sw	531725	3G-2W-PB-Sw	531726	4G-2W-PB-Sw		
531727	2G-2WM-SB2-Sw	531728	3G-2W-SB2-Sw	531729	4G-2W-SB2-Sw		
531733	2G-2WM-SG2-Sw	531734	3G-2W-SG2-Sw	531735	4G-2W-SG2-Sw		
531730	2G-2WM-AGR-Sw	531731	3G-2W-AGR-Sw	531732	4G-2W-AGR-Sw		
531736	2G-2WM-ALB2-Sw	531737	3G-2W-ALB2-Sw	531738	4G-2W-ALB2-Sw		




Switches & Sockets

Leisure

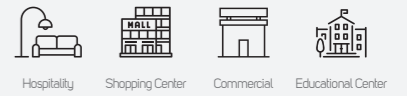
Technical Operating & Electrical Data

Mounting Type	Recessed in Wall
Fixed or Adjustable	Fixed
Embedding Depth	22mm
Module Material	PC/Red Copper/AgCdO
Frame Material	Cold-roll Steel Sheets
Contacts Material	Cold-roll Steel Sheets/Brass
Current Capacity	250V~16AX
Module Color	White
Frame Color	White/Gold/Grey/Black

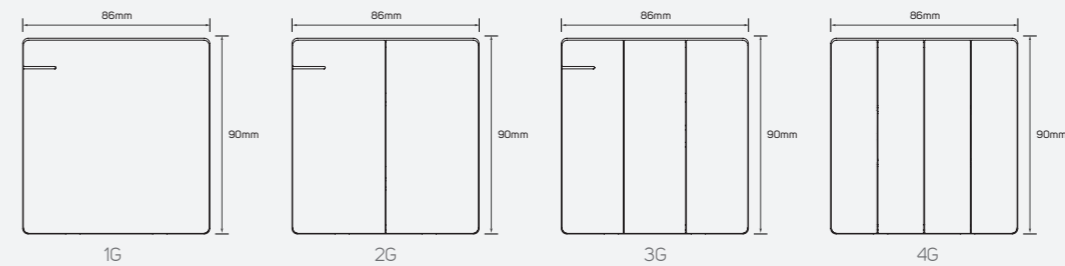
Body Color Options



Areas of Application



Dimensions Options



Family Product List


Code No.	Model No.	Code No.	Model No.	Code No.	Model No.	Code No.	Model No.
532000	1G-1W-2PW-Sw	532004	1G-2W-2PW-Sw	532008	1G-2WM-2PW-Sw		
532001	1G-1W-2PG-Sw	532005	1G-2W-2PG-Sw	532009	1G-2WM-2PG-Sw		
532002	1G-1W-2PGR-Sw	532006	1G-2W-2PGR-Sw	532010	1G-2WM-2PGR-Sw		
532003	1G-1W-2PB-Sw	532007	1G-2W-2PB-Sw	532011	1G-2WM-2PB-Sw		
532012	2G-2WM-2PW-Sw	532016	2G-1W-2PW-Sw	532020	2G-2WM-2PW-Sw		
532013	2G-2WM-2PG-Sw	532017	2G-1W-2PG-Sw	532021	2G-2WM-2PG-Sw		
532014	2G-2WM-2PGR-Sw	532018	2G-1W-2PGR-Sw	532022	2G-2WM-2PGR-Sw		
532015	2G-2WM-2PB-Sw	532019	2G-1W-2PB-Sw	532023	2G-2WM-2PB-Sw		
532024	3G-1W-2PW-Sw	532028	3G-2W-2PW-Sw	532032	4G-1W-2PW-Sw	532036	4G-2W-2PW-Sw
532025	3G-1W-2PG-Sw	532029	3G-2W-2PG-Sw	532033	4G-1W-2PG-Sw	532037	4G-2W-2PG-Sw
532026	3G-1W-2PGR-Sw	532030	3G-2W-2PGR-Sw	532034	4G-1W-2PGR-Sw	532038	4G-2W-2PGR-Sw
532027	3G-1W-2PB-Sw	532031	3G-2W-2PB-Sw	532035	4G-1W-2PB-Sw	532039	4G-2W-2PB-Sw

Leisure

Technical Operating & Electrical Data

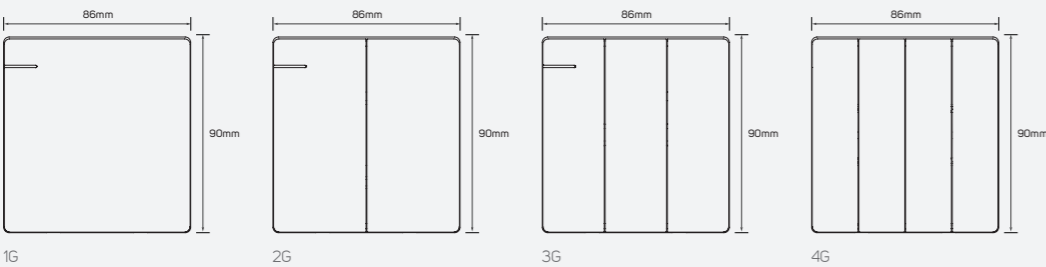
Mounting Type	Recessed in Wall
Fixed or Adjustable	Fixed
Embedding Depth	22mm
Module Material	PC/Red Copper/AgCdO
Frame Material	Cold-roll Steel Sheets
Contacts Material	Cold-Roll Steel Sheets/Brass
Current Capacity	250V~16AX

Body Color Options



GY GD BK

Dimensions Options



Family Product List


Code No.	Model No.	Code No.	Model No.	Code No.	Model No.
532129	1G-1W-3GGR-Sw	532132	1G-2W-3GGR-Sw	532135	1G-2WM-3GGR-Sw
532130	1G-1W-3GG-Sw	532133	1G-2W-3GG-Sw	532136	1G-2WM-3G-Sw
532131	1G-1W-3GB-Sw	532134	1G-2W-3GB-Sw	532137	1G-2WM-3GB-Sw
532138	2G-2WM-3GGR-Sw	532144	2G-1W-3GGR-Sw	532147	2G-2W-3GGR-Sw
532139	2G-2WM-3GG-Sw	532145	2G-1W-3GG-Sw	532148	2G-2W-3GG-Sw
532140	2G-2WM-3GB-Sw	532146	2G-1W-3GB-Sw	532149	2G-2W-3GB-Sw
532150	3G-1W-3GGR-Sw	532153	3G-2W-3GGR-Sw		
532151	3G-1W-3GG-Sw	532154	3G-2W-3GG-Sw		
532152	3G-1W-3GB-Sw	532155	3G-2W-3GB-Sw		
532156	4G-1W-3GGR-Sw	532159	4G-2W-3GGR-Sw		
532157	4G-1W-3GB-Sw	532160	4G-2W-3GB-Sw		
532158	4G-1W-3GB-Sw	532161	4G-2W-3GB-Sw		

Leisure

Technical Operating & Electrical Data

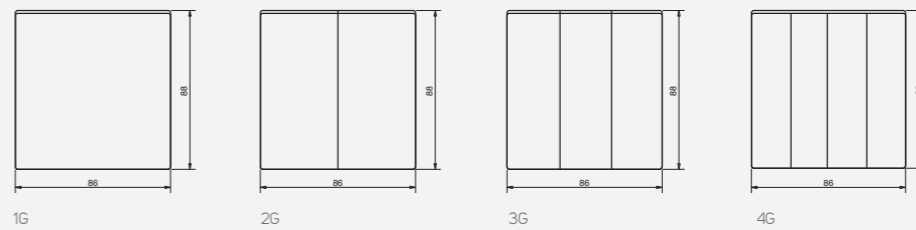
Mounting Type	Recessed in Wall
Fixed or Adjustable	Fixed
Module Material	PC/PC+Metal

Body Color Options



WH GD GY BK

Dimensions Options

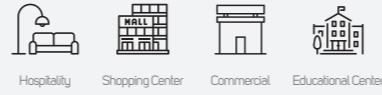


Family Product List

Code No.	Model No.	Code No.	Model No.	Code No.	Model No.	Code No.	Model No.
532644	1G-1W-2PMW-Sw	532656	2G-1W-2PMW-Sw	532668	3G-1W-2PMW-Sw	532676	4G-1W-2PMW-Sw
532645	1G-1W-2PMG-Sw	532657	2G-1W-2PMG-Sw	532669	3G-1W-2PMG-Sw	532677	4G-1W-2PMG-Sw
532646	1G-1W-2PMGR-Sw	532658	2G-1W-2PMGR-Sw	532670	3G-1W-2PMGR-Sw	532678	4G-1W-2PMGR-Sw
532647	1G-1W-2PMB-Sw	532659	2G-1W-2PMB-Sw	532671	3G-1W-2PMB-Sw	532679	4G-1W-2PMB-Sw
532648	1G-2W-2PMW-Sw	532660	2G-2W-2PMW-Sw	532672	3G-2W-2PMW-Sw	532680	4G-2W-2PMW-Sw
532649	1G-2W-2PMG-Sw	532661	2G-2W-2PMG-Sw	532673	3G-2W-2PMG-Sw	532681	4G-2W-2PMG-Sw
532650	1G-2W-2PMGR-Sw	532662	2G-2W-2PMGR-Sw	532674	3G-2W-2PMGR-Sw	532682	4G-2W-2PMGR-Sw
532651	1G-2W-2PMB-Sw	532663	2G-2W-2PMB-Sw	532675	3G-2W-2PMB-Sw	532683	4G-2W-2PMB-Sw
532652	1G-2WM-2PMW-Sw	532664	2G-2WM-2PMW-Sw				
532653	1G-2WM-2PMG-Sw	532665	2G-2WM-2PMG-Sw				
532654	1G-2WM-2PMGR-Sw	532666	2G-2WM-2PMGR-Sw				
532655	1G-2WM-2PMB-Sw	532667	2G-2WM-2PMB-Sw				

Leisure

Areas of Application




Technical Operating & Electrical Data

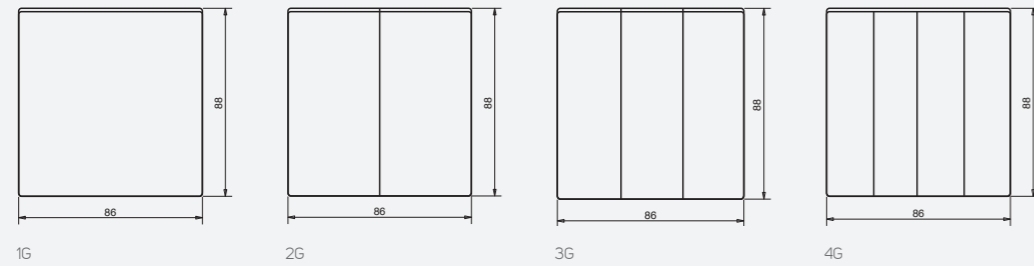
Mounting Type	Recessed in Wall
Fixed or Adjustable	Fixed
Embedding Depth	25mm
Module Material	PC+Metal
Frame Material	Matt Glass
Contacts Material	AgCdO
Current Capacity	250V~16AX



Body Color Options



Dimensions Options



Family Product List

Code No.	Model No.	Code No.	Model No.	Code No.	Model No.
532797	1G-1W-2MGW-Sw	532813	2G-2W-2MGW-Sw	532825	3G-2W-2MGW-Sw
532798	1G-1W-2MGG-Sw	532814	2G-2W-2MGG-Sw	532826	3G-2W-2MGG-Sw
532799	1G-1W-2MGGR-Sw	532815	2G-2W-2MGGR-Sw	532827	3G-2W-2MGGR-Sw
532800	1G-1W-2MGB-Sw	532816	2G-2W-2MGB-Sw	532828	3G-2W-2MGB-Sw
532801	1G-2W-2MGW-Sw	532817	2G-2WM-2MGW-Sw	532829	4G-1W-2MGW-Sw
532802	1G-2W-2MGG-Sw	532818	2G-2WM-2MGG-Sw	532830	4G-1W-2MGG-Sw
532803	1G-2W-2MGGR-Sw	532819	2G-2WM-2MGGR-Sw	532831	4G-1W-2MGGR-Sw
532804	1G-2W-2MGB-Sw	532820	2G-2WM-2MGB-Sw	532832	4G-1W-2MGB-Sw
532805	1G-2WM-2MGW-Sw	532821	3G-1W-2MGW-Sw	532833	4G-2W-2MGW-Sw
532806	1G-2WM-2MGG-Sw	532822	3G-1W-2MGG-Sw	532834	4G-2W-2MGG-Sw
532807	1G-2WM-2MGGR-Sw	532823	3G-1W-2MGGR-Sw	532835	4G-2W-2MGGR-Sw
532808	1G-2WM-2MGB-Sw	532824	3G-1W-2MGB-Sw	532836	4G-2W-2MGB-Sw
532809	2G-1W-2MGW-Sw				
532810	2G-1W-2MGG-Sw				
532811	2G-1W-2MGGR-Sw				
532812	2G-1W-2MGB-Sw				



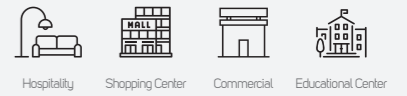
Switches & Sockets

Home Guardian


Technical Operating & Electrical Data

Mounting Type	Recessed in Wall
Fixed or Adjustable	Fixed
Embedding Depth	30mm
Module Material	PC
Frame Material	Aluminum/Tempered Glass/Stainless Steel/Metal/Plastic
Current Capacity	250V~10AX

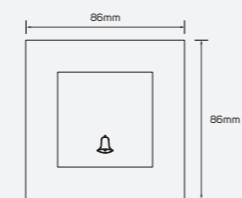
Areas of Application



Body Color Options



Dimension



Family Product List

Code No.	Model No.	Code No.	Model No.
531319	1G-BEL-AS-Sw	531329	1G-BEL-PW-Sw
531325	1G-BEL-GW-Sw	531331	1G-BEL-PLB-Sw
531327	1G-BEL-GLB-Sw	531333	1G-BEL-PGR-Sw
531321	1G-BEL-SLB-Sw	531335	1G-BEL-PB-Sw
531323	1G-BEL-SG-Sw		



Home Guardian




Switches & Sockets

Home Guardian

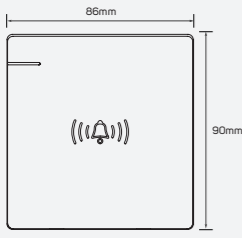
Technical Operating & Electrical Data

Mounting Type	Recessed in Wall
Fixed or Adjustable	Fixed
Embedding Depth	22mm
Module Material	PC/Red Copper/AgCdO
Frame Material	Cold-roll Steel Sheets
Contacts Material	Cold-Roll Steel Sheets/Brass
Current Capacity	250V~16AX

Body Color Options



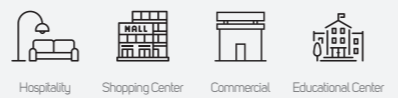
Dimensions Options



Family Product List

Code No.	Model No.
532141	1G-BEL-3GGR-Sw
532142	1G-BEL-3GG-Sw
532143	1G-BEL-3GB-Sw

Areas of Application




Switches & Sockets

Home Guardian

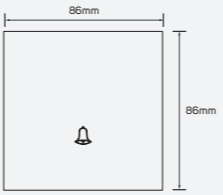
Technical Operating & Electrical Data

Mounting Type	Recessed in Wall
Fixed or Adjustable	Fixed
Embedding Depth	30mm
Module Material	PC
Frame Material	Aluminum/Stainless Steel/Metal
Current Capacity	250V~10AX

Body Color Options



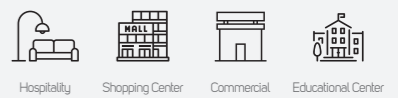
Dimension



Family Product List

Code No.	Model No.
531343	1G-BEL-SB2-Sw
531387	1G-BEL-SG2-Sw
531365	1G-BEL-AS2-Sw
531409	1G-BEL-ALB2-Sw

Areas of Application




Home Guardian

Technical Operating & Electrical Data

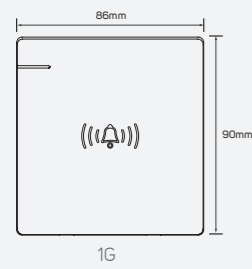
Mounting Type	Recessed in Wall
Fixed or Adjustable	Fixed
Embedding Depth	22mm
Module Material	PC/Red Copper/AgCdO
Frame Material	Cold-roll Steel Sheets
Contacts Material	Cold-roll Steel Sheets/Brass
Current Capacity	250V~16AX
Module Color	White
Frame Color	Grey

Body Color Options



White Gold Grey Black


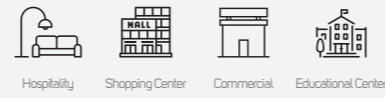
Dimension



Family Product List

Code No.	Model No.
532040	1G-BEL-2PW-Sw
532041	1G-BEL-2PG-Sw
532042	1G-BEL-2PGR-Sw
532043	1G-BEL-2PB-Sw

Areas of Application




Home Guardian

Technical Operating & Electrical Data

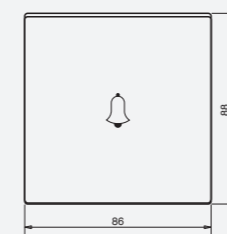
Mounting Type	Recessed in Wall
Fixed or Adjustable	Fixed
Module Material	PC/PC+Metal

Body Color Options



WH GD GY BK

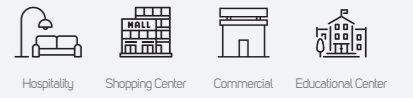
Dimensions Options



Family Product List

Code No.	Model No.
532684	1G-BEL-2PMW-Sw
532685	1G-BEL-2PMG-Sw
532686	1G-BEL-2PMGR-Sw
532687	1G-BEL-2PMB-Sw

Areas of Application



Home Guardian

Technical Operating & Electrical Data

Mounting Type	Recessed in Wall
Fixed or Adjustable	Fixed
Embedding Depth	25mm
Module Material	PC+Metal
Frame Material	Matt Glass
Contacts Material	AgCdO
Current Capacity	250V~16AX

Areas of Application



Hospitality



Shopping Center




Commercial



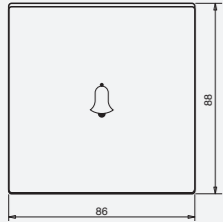
Educational Center



Body Color Options



Dimensions Options



Family Product List

Code No.	Model No.
532837	1G-BEL-2MGW-Sw
532838	1G-BEL-2MGG-Sw
532839	1G-BEL-2MGGR-Sw
532840	1G-BEL-2MGB-Sw



Gentry


Switches & Sockets

Gentry

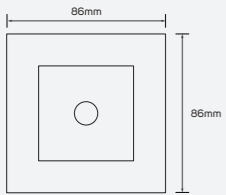
Technical Operating & Electrical Data

Mounting Type	Recessed in Wall
Fixed or Adjustable	Fixed
Embedding Depth	30mm
Module Material	PC
Frame Material	Aluminum/Tempered Glass/Stainless Steel/Metal Piano

Body Color Options



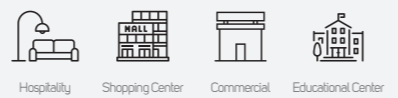
Dimensions Options



Family Product List

Code No.	Model No.
531016	1G-SAT-AS-So
531114	1G-SAT-GW-So
531143	1G-SAT-GLB-So
531189	1G-SAT-SLB-So
531209	1G-SAT-SG-So

Areas of Application




Switches & Sockets

Gentry

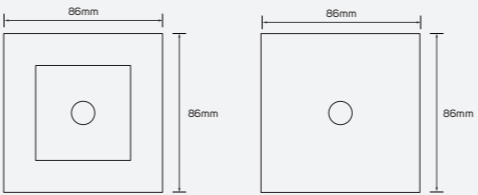
Technical Operating & Electrical Data

Mounting Type	Recessed in Wall
Fixed or Adjustable	Fixed
Embedding Depth	30mm
Module Material	PC
Frame Material	Metal Piano/Plastic Piano
Module Color	Grey/Light Brown+Golden/Light Brown+Grey/Light Brown

Body Color Options



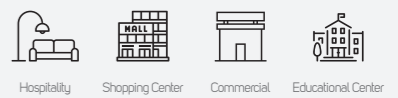
Dimensions Options



Family Product List

Code No.	Model No.
531234	1G-SAT-PW-So
531252	1G-SAT-PLB-So
531270	1G-SAT-PGR-So
531305	1G-SAT-PB-So
531345	1G-SAT-SB2-So
531389	1G-SAT-SG2-So
531367	1G-SAT-AGR2-So
531411	1G-SAT-ALB2-So

Areas of Application



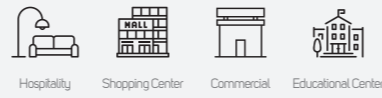
Switches & Sockets

Gentry


Technical Operating & Electrical Data

Mounting Type	Recessed in Wall
Fixed or Adjustable	Fixed
Embedding Depth	22mm
Module Material	PC/Brass
Frame Material	Cold-roll Steel Sheets
Current Capacity	250V~16AX

Areas of Application

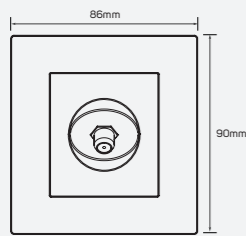


Body Color Options



WH GD GY BK

Dimensions Options



Family Product List

Code No.	Model No.
532044	1G-TV-2PW-So
532045	1G-TV-2PG-So
532046	1G-TV-2PGR-So
532047	1G-TV-2PB-So

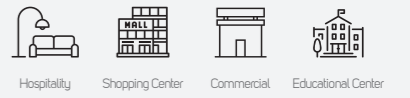
Switches & Sockets

Gentry


Technical Operating & Electrical Data

Mounting Type	Recessed in Wall
Fixed or Adjustable	Fixed
Embedding Depth	22mm
Module Material	PC/Brass
Frame Material	Cold-roll Steel Sheets

Areas of Application

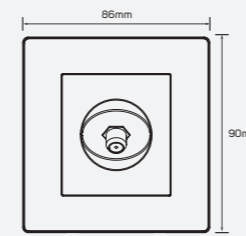


Body Color Options



GY GD BK

Dimensions Options



Family Product List

Code No.	Model No.
532174	1G-TV-3GGR-So
532175	1G-TV-3GG-So
532176	1G-TV-3GB-So

Gentry

Technical Operating & Electrical Data

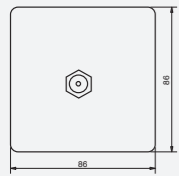
Mounting Type	Recessed in Wall
Fixed or Adjustable	Fixed
Module Material	PC/PC+Metal

Body Color Options



GY GD GB BK

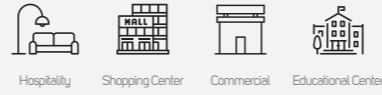
Dimensions Options



Family Product List

Code No.	Model No.
LI533025	1G-TV-2SSG-So
LI533026	1G-TV-2SSS-So
LI533027	1G-TV-2SSBZ-So
LI533028	1G-TV-2SSBK-So

Areas of Application




Gentry

Technical Operating & Electrical Data

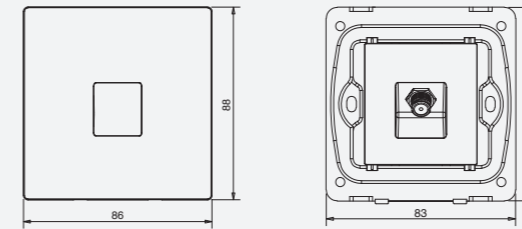
Mounting Type	Recessed in Wall
Fixed or Adjustable	Fixed
Module Material	PC/PC+Metal

Body Color Options



WH GD GY BK

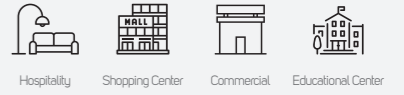
Dimensions Options



Family Product List

Code No.	Model No.
532782	1G-TV-2PM-So
532783	1G-TV-2PMW-So
532784	1G-TV-2PMG-So
532785	1G-TV-2PMGR-So
532786	1G-TV-2PMB-So

Areas of Application




Gentry

Technical Operating & Electrical Data

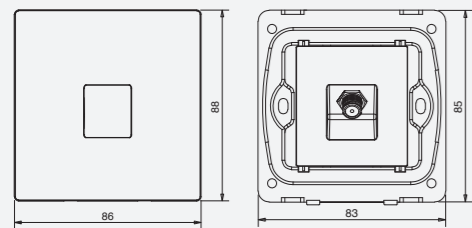
Mounting Type	Recessed in Wall
Fixed or Adjustable	Fixed
Embedding Depth	30mm
Module Material	PC+Metal/PC
Frame Material	Matt Glass

Body Color Options



WH GY GD BK


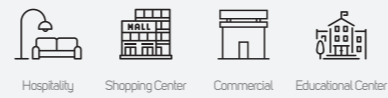
Dimensions Options



Family Product List

Code No.	Model No.
532930	1G-TV-2MG-So
532931	1G-TV-2MGW-So
532932	1G-TV-2MGG-So
532933	1G-TV-2MGGR-So
532934	1G-TV-2MGB-So

Areas of Application



Switches & Sockets

Gentry

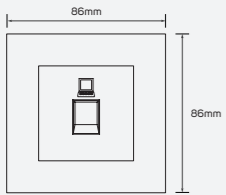
Technical Operating & Electrical Data

Mounting Type	Recessed in Wall
Fixed or Adjustable	Fixed
Embedding Depth	30mm
Module Material	PC
Frame Material	Aluminum/Tempered Glass/Stainless Steel/Metal Piano

Body Color Options



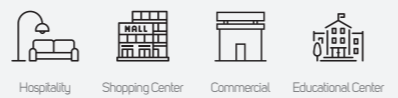
Dimensions Options



Family Product List

Code No.	Model No.
531017	1G-DATA-AS-So
531115	1G-DATA-GW-So
531144	1G-DATA-GLB-So
531190	1G-DATA-SLB-So
531210	1G-DATA-SG-So

Areas of Application



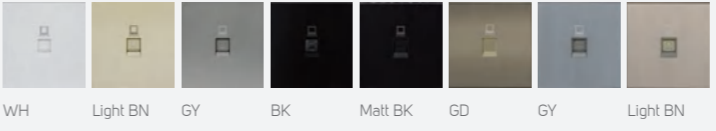
Switches & Sockets

Gentry

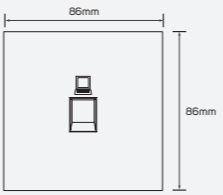
Technical Operating & Electrical Data

Mounting Type	Recessed in Wall
Fixed or Adjustable	Fixed
Embedding Depth	30mm
Module Material	PC
Frame Material	Metal Piano/Plastic Piano
Module Color	Grey/Light Brown+Golden/Light Brown+Grey/Light Brown

Body Color Options




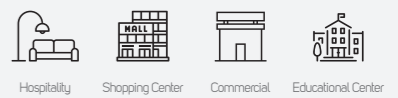
Dimensions Options



Family Product List

Code No.	Model No.
531235	1G-DATA-PW-So
531253	1G-DATA-PLB-So
531271	1G-DATA-PGR-So
531306	1G-DATA-PB-So
531346	1G-DATA-SB2-So
531390	1G-DATA-SG2-So
531368	1G-DATA-AGR2-So
531412	1G-DATA-ALB2-So

Areas of Application




Switches & Sockets

Gentry

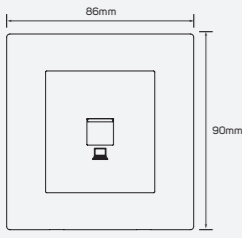
Technical Operating & Electrical Data

Mounting Type	Recessed in Wall
Fixed or Adjustable	Fixed
Embedding Depth	22mm
Module Material	PC/Brass
Frame Material	Cold-roll Steel Sheets
Current Capacity	250V~16AX

Body Color Options



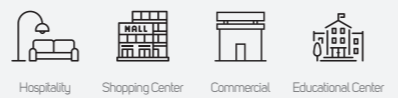
Dimensions Options



Family Product List

Code No.	Model No.
532048	1G-DATA-2PW-So
532049	1G-DATA-2PG-So
532050	1G-DATA-2PGR-So
532051	1G-DATA-2PB-So

Areas of Application




Switches & Sockets

Gentry

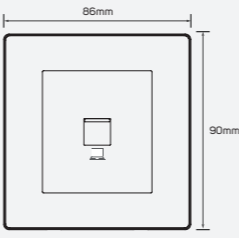
Technical Operating & Electrical Data

Mounting Type	Recessed in Wall
Fixed or Adjustable	Fixed
Embedding Depth	22mm
Module Material	PC/Brass
Frame Material	Cold-roll Steel Sheets

Body Color Options



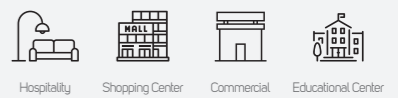
Dimensions Options



Family Product List

Code No.	Model No.
532165	1G-DATA-3GGR-So
532166	1G-DATA-3GG-So
532167	1G-DATA-3GB-So

Areas of Application




Switches & Sockets

Gentry

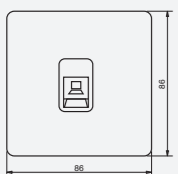
Technical Operating & Electrical Data

Mounting Type	Recessed in Wall
Fixed or Adjustable	Fixed
Module Material	PC/PC+Metal

Body Color Options



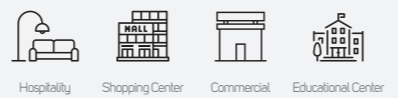
Dimensions Options



Family Product List

Code No.	Model No.
532973	1G-DATA-2SSG-So
532974	1G-DATA-2SSS-So
532975	1G-DATA-2SSBZ-So
532976	1G-DATA-2SSBK-So

Areas of Application




Switches & Sockets

Gentry

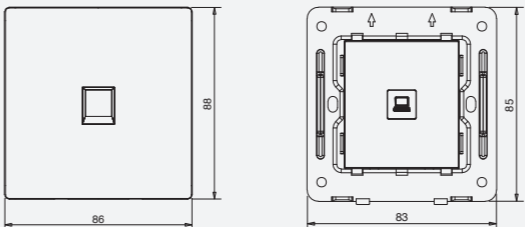
Technical Operating & Electrical Data

Mounting Type	Recessed in Wall
Fixed or Adjustable	Fixed
Module Material	PC/PC+Metal

Body Color Options




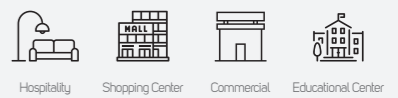
Dimensions Options



Family Product List

Code No.	Model No.
532693	1G-DATA-2PM-So
532694	1G-DATA-2PMW-So
532695	1G-DATA-2PMG-So
532696	1G-DATA-2PMGR-So
532697	1G-DATA-2PMB-So

Areas of Application




Gentry

Technical Operating & Electrical Data

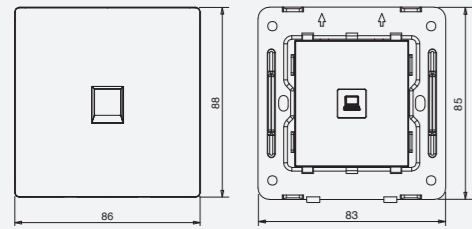
Mounting Type	Recessed in Wall
Fixed or Adjustable	Fixed
Embedding Depth	34.5mm
Module Material	PC+Metal/PC
Frame Material	Matt Glass

Body Color Options



WH GY GD BK


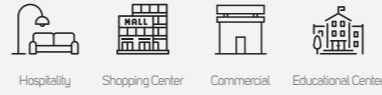
Dimensions Options



Family Product List

Code No.	Model No.
532846	1G-DATA-2MG-So
532847	1G-DATA-2MGW-So
532848	1G-DATA-2MGG-So
532849	1G-DATA-2MGGR-So
532850	1G-DATA-2MGB-So

Areas of Application




Switches & Sockets

Gentry

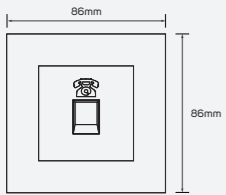
Technical Operating & Electrical Data

Mounting Type	Recessed in Wall
Fixed or Adjustable	Fixed
Embedding Depth	30mm
Module Material	PC
Frame Material	Aluminum/Tempered Glass/Stainless Steel/Metal Piano

Body Color Options



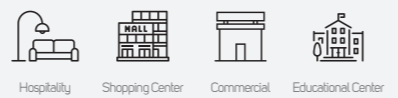
Dimensions Options



Family Product List

Code No.	Model No.
531018	1G-TEL-AS-So
531116	1G-TEL-GW-So
531145	1G-TEL-GLB-So
531191	1G-TEL-SLB-So
531211	1G-TEL-SG-So

Areas of Application



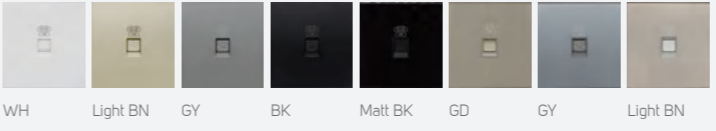
Switches & Sockets

Gentry

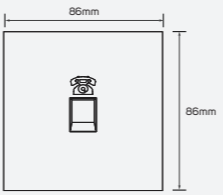
Technical Operating & Electrical Data

Mounting Type	Recessed in Wall
Fixed or Adjustable	Fixed
Embedding Depth	30mm
Module Material	PC
Frame Material	Metal Piano/Plastic Piano
Module Color	Grey/Light Brown+Golden/Light Brown+Grey/Light Brown

Body Color Options



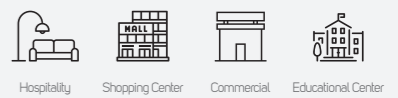
Dimensions Options



Family Product List

Code No.	Model No.
531236	1G-TEL-PW-So
531254	1G-TEL-PLB-So
531272	1G-TEL-PGR-So
531307	1G-TEL-PB-So
531347	1G-TEL-SB2-So
531391	1G-TEL-SG2-So
531369	1G-TEL-AGR2-So
531413	1G-TEL-ALB2-So

Areas of Application




Switches & Sockets

Gentry

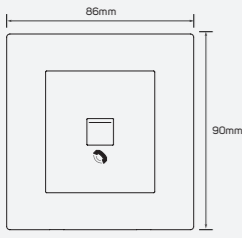
Technical Operating & Electrical Data

Mounting Type	Recessed in Wall
Fixed or Adjustable	Fixed
Embedding Depth	22mm
Module Material	PC/Brass
Frame Material	Cold-roll Steel Sheets
Current Capacity	250V~16AX

Body Color Options



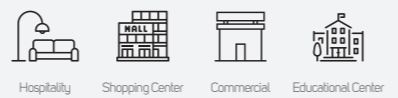
Dimensions Options



Family Product List

Code No.	Model No.
532052	1G-TEL-2PW-So
532053	1G-TEL-2PG-So
532054	1G-TEL-2PGR-So
532055	1G-TEL-2PB-So

Areas of Application




Switches & Sockets

Gentry

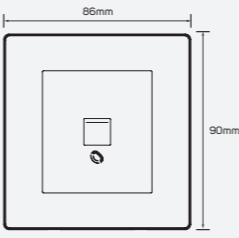
Technical Operating & Electrical Data

Mounting Type	Recessed in Wall
Fixed or Adjustable	Fixed
Embedding Depth	22mm
Module Material	PC/Brass
Frame Material	Cold-roll Steel Sheets

Body Color Options



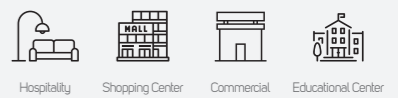
Dimensions Options



Family Product List

Code No.	Model No.
532162	1G-TEL-3GGR-So
532163	1G-TEL-3GG-So
532164	1G-TEL-3GB-So

Areas of Application



Gentry

Technical Operating & Electrical Data

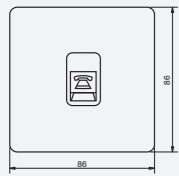
Mounting Type	Recessed in Wall
Fixed or Adjustable	Fixed
Module Material	PC/PC+Metal

Body Color Options



GY GD GB BK

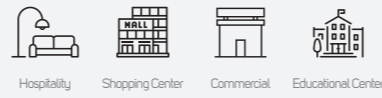
Dimensions Options



Family Product List

Code No.	Model No.
532969	1G-TEL-2SSG-So
532970	1G-TEL-2SSS-So
532971	1G-TEL-2SSBZ-So
532972	1G-TEL-2SSBK-So

Areas of Application




Gentry

Technical Operating & Electrical Data

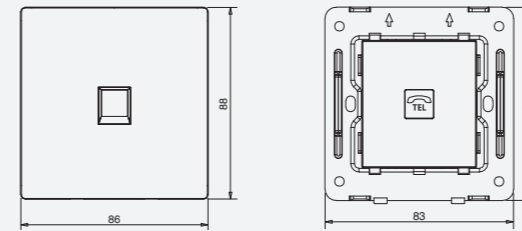
Mounting Type	Recessed in Wall
Fixed or Adjustable	Fixed
Module Material	PC/PC+Metal

Body Color Options



WH GD GY BK

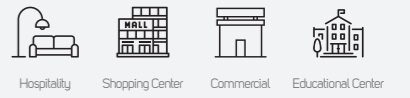
Dimensions Options



Family Product List

Code No.	Model No.
532688	1G-TEL-2PM-So
532689	1G-TEL-2PMW-So
532690	1G-TEL-2PMG-So
532691	1G-TEL-2PMGR-So
532692	1G-TEL-2PMB-So

Areas of Application




Switches & Sockets

Gentry

Technical Operating & Electrical Data

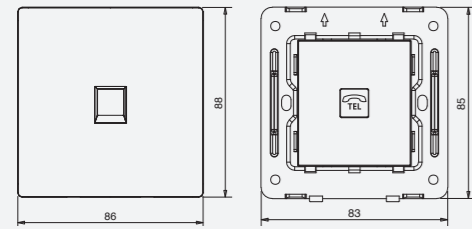
Mounting Type	Recessed in Wall
Fixed or Adjustable	Fixed
Embedding Depth	34.5mm
Module Material	PC+Metal/PC
Frame Material	Matt Glass

Body Color Options



WH GY GD BK

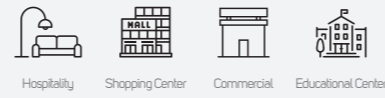
Dimensions Options



Family Product List

Code No.	Model No.
532841	1G-TEL-2MG-So
532842	1G-TEL-2MGW-So
532843	1G-TEL-2MGG-So
532844	1G-TEL-2MGGR-So
532845	1G-TEL-2MGB-So

Areas of Application



Switches & Sockets

Gentry

Technical Operating & Electrical Data

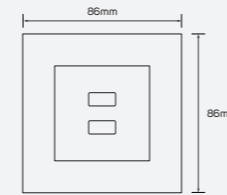
Mounting Type	Recessed in Wall
Fixed or Adjustable	Fixed
Embedding Depth	30mm
Module Material	PC
Frame Material	Aluminum/Tempered Glass/Stainless Steel/Metal Piano
Current Capacity	Input:100-240V,0.7A Output: 5VDC,3A 9VDC,2A 12VDC,1.5A

Body Color Options



GY WH GD+BN BN+GY BN

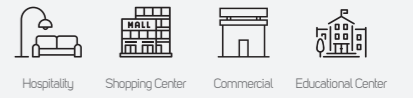
Dimensions Options



Family Product List

Code No.	Model No.
531224	2G-USB-AS-So
531127	2G-USB-GW-So
531228	2G-USB-GLB-So
531225	2G-USB-SLB-So
531226	2G-USB-SG-So

Areas of Application




Switches & Sockets

Gentry

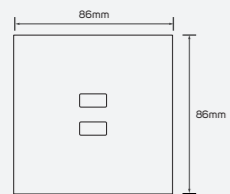
Technical Operating & Electrical Data

Mounting Type	Recessed in Wall
Fixed or Adjustable	Fixed
Embedding Depth	30mm
Module Material	PC
Frame Material	Metal Piano/Plastic Piano
Current Capacity	Input:100-240V,0.7A Output: 5VDC,3A 9VDC,2A 12VDC,1.5A

Body Color Options



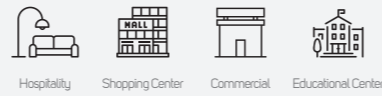
Dimensions Options



Family Product List

Code No.	Model No.
531244	2G-USB-PW-So
531262	2G-USB-PLB-So
531280	2G-USB-PGR-So
531316	2G-USB-PB-So
531356	2G-USB-SB2-So
531400	2G-USB-SG2-So
531378	2G-USB-AGR2-So
531422	2G-USB-ALB2-So

Areas of Application



Switches & Sockets

Gentry

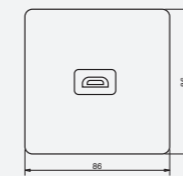
Technical Operating & Electrical Data

Mounting Type	Recessed in Wall
Fixed or Adjustable	Fixed
Module Material	PC/PC+Metal

Body Color Options



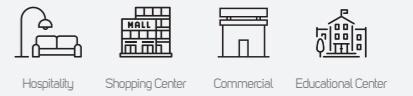
Dimensions Options



Family Product List

Code No.	Model No.
532989	1G-HDMI-2SSG-So
532990	1G-HDMI-2SSS-So
532991	1G-HDMI-2SSBZ-So
532992	1G-HDMI-2SSBK-So

Areas of Application




Switches & Sockets

Gentry

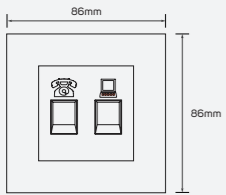
Technical Operating & Electrical Data

Mounting Type	Recessed in Wall
Fixed or Adjustable	Fixed
Embedding Depth	30mm
Module Material	PC
Frame Material	Aluminum/Tempered Glass/Stainless Steel/Metal Piano

Body Color Options



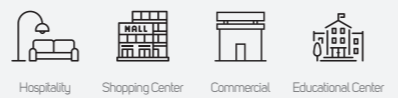
Dimensions Options



Family Product List

Code No.	Model No.
531095	2G-TEL+DATA-AS-So
531118	2G-TEL+DATA-GW-So
531147	2G-TEL+DATA-GLB-So
531193	2G-TEL+DATA-SLB-So
531213	2G-TEL+DATA-SG-So

Areas of Application



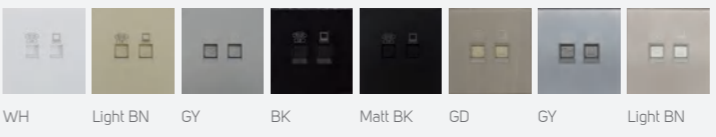
Switches & Sockets

Gentry

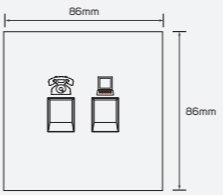
Technical Operating & Electrical Data

Mounting Type	Recessed in Wall
Fixed or Adjustable	Fixed
Embedding Depth	30mm
Module Material	PC
Frame Material	Metal Piano/Plastic Piano
Module Color	Grey/Light Brown+Golden/Light Brown+Grey/Light Brown

Body Color Options



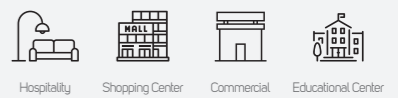
Dimensions Options



Family Product List

Code No.	Model No.
531237	2G-TEL+DATA-PW-So
531255	2G-TEL+DATA-PLB-So
531273	2G-TEL+DATA-PGR-So
531308	2G-TEL+DATA-PB-So
531348	2G-TEL+DATA-SB2-So
531392	2G-TEL+DATA-SG2-So
531370	2G-TEL+DATA-AGR2-So
531414	2G-TEL+DATA-ALB2-So

Areas of Application




Switches & Sockets

Gentry

Technical Operating & Electrical Data

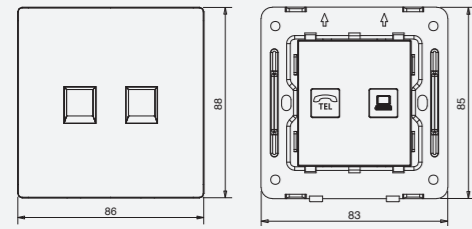
Mounting Type	Recessed in Wall
Fixed or Adjustable	Fixed
Embedding Depth	34.5mm
Module Material	PC+Metal/PC
Frame Material	Matt Glass

Body Color Options



WH GY GD BK


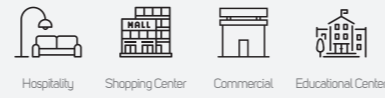
Dimensions Options



Family Product List

Code No.	Model No.
532851	2G-TEL+DATA-2MG-So
532852	2G-TEL+DATA-2MGW-So
532853	2G-TEL+DATA-2MGG-So
532854	2G-TEL+DATA-2MGGR-So
532855	2G-TEL+DATA-2MGB-So

Areas of Application



Switches & Sockets

Gentry

Technical Operating & Electrical Data

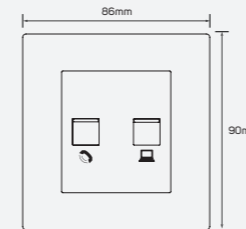
Mounting Type	Recessed in Wall
Fixed or Adjustable	Fixed
Embedding Depth	22mm
Module Material	PC/Brass
Frame Material	Cold-roll Steel Sheets
Current Capacity	250V~16AX

Body Color Options



WH GD GY BK

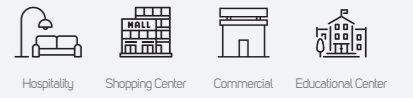
Dimensions Options



Family Product List

Code No.	Model No.
532056	2G-TEL+DATA-2PW-So
532057	2G-TEL+DATA-2PG-So
532058	2G-TEL+DATA-2PGR-So
532059	2G-TEL+DATA-2PB-So

Areas of Application



Switches & Sockets

Gentry

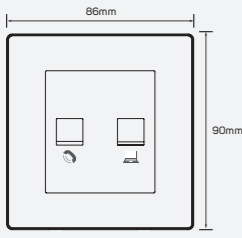
Technical Operating & Electrical Data

Mounting Type	Recessed in Wall
Fixed or Adjustable	Fixed
Embedding Depth	29mm
Module Material	PC/Brass
Frame Material	Cold-roll Steel Sheets

Body Color Options



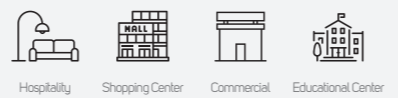
Dimensions Options



Family Product List

Code No.	Model No.
532252	2G-TEL+DATA-3GB-So
532253	2G-TEL+DATA-3GG-So
532254	2G-TEL+DATA-3GGR-So

Areas of Application




Switches & Sockets

Gentry

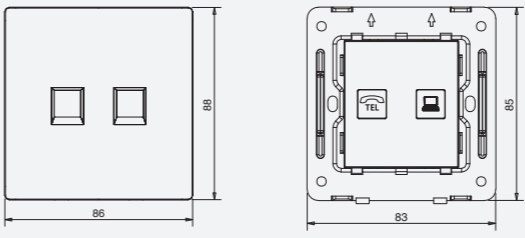
Technical Operating & Electrical Data

Mounting Type	Recessed in Wall
Fixed or Adjustable	Fixed
Module Material	PC/PC+Metal

Body Color Options



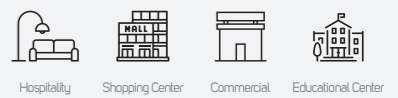
Dimensions Options



Family Product List

Code No.	Model No.
532698	2G-TEL+DATA-2PM-So
532699	2G-TEL+DATA-2PMW-So
532700	2G-TEL+DATA-2PMG-So
532701	2G-TEL+DATA-2PMGR-So
532702	2G-TEL+DATA-2PMB-So

Areas of Application



Switches & Sockets


Gentry

Technical Operating & Electrical Data

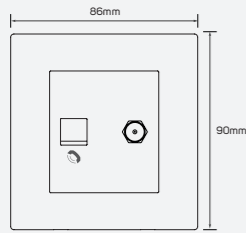
Mounting Type	Recessed in Wall
Fixed or Adjustable	Fixed
Embedding Depth	29mm
Module Material	PC/Brass
Frame Material	Cold-roll Steel Sheets



Body Color Options



Dimensions Options



Family Product List

Code No.	Model No.
532244	2G-TV+TEL-2PW-So
532245	2G-TV+TEL-2PG-So
532246	2G-TV+TEL-2PGR-So
532247	2G-TV+TEL-2PB-So

Switches & Sockets


Gentry

Technical Operating & Electrical Data

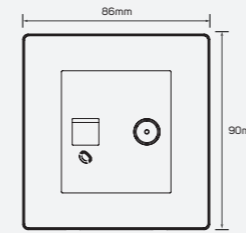
Mounting Type	Recessed in Wall
Fixed or Adjustable	Fixed
Embedding Depth	22mm
Module Material	PC/Brass
Frame Material	Cold-roll Steel Sheets



Body Color Options



Dimensions Options



Family Product List

Code No.	Model No.
532168	2G-TV+TEL-3GGR-So
532169	2G-TV+TEL-3GG-So
532170	2G-TV+TEL-3GB-So


Switches & Sockets

Gentry

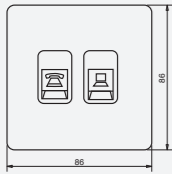
Technical Operating & Electrical Data

Mounting Type	Recessed in Wall
Fixed or Adjustable	Fixed
Module Material	PC/PC+Metal

Body Color Options



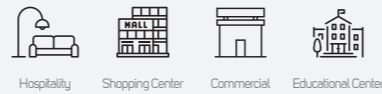
Dimensions Options



Family Product List

Code No.	Model No.
532981	2G-TV+TL-2SSG-So
532982	2G-TV+TL-2SSS-So
532983	2G-TV+TL-2SSBZ-So
532984	2G-TV+TL-2SSBK-So

Areas of Application




Switches & Sockets

Gentry

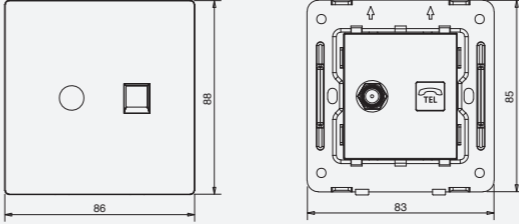
Technical Operating & Electrical Data

Mounting Type	Recessed in Wall
Fixed or Adjustable	Fixed
Module Material	PC/PC+Metal

Body Color Options



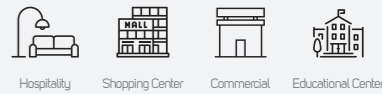
Dimensions Options



Family Product List

Code No.	Model No.
532703	2G-TV+TL-2PM-So
532704	2G-TV+TL-2PMW-So
532705	2G-TV+TL-2PMG-So
532706	2G-TV+TL-2PMGR-So
532707	2G-TV+TL-2PMB-So

Areas of Application




Switches & Sockets

Gentry

Technical Operating & Electrical Data

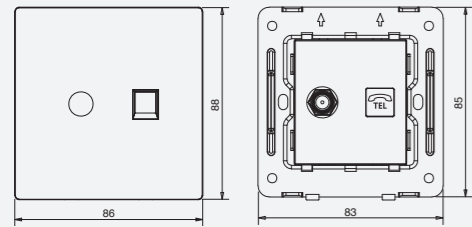
Mounting Type	Recessed in Wall
Fixed or Adjustable	Fixed
Embedding Depth	34.5mm
Module Material	PC+Metal/PC
Frame Material	Matt Glass

Body Color Options



WH GY GD BK

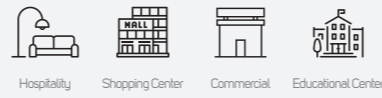
Dimensions Options



Family Product List

Code No.	Model No.
532856	2G-TV+TL-2MG-So
532857	2G-TV+TL-2MGW-So
532858	2G-TV+TL-2MGG-So
532859	2G-TV+TL-2MGG-So
532860	2G-TV+TL-2MGB-So

Areas of Application



Switches & Sockets

Gentry

Technical Operating & Electrical Data

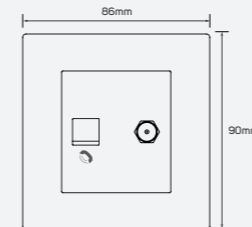
Mounting Type	Recessed in Wall
Fixed or Adjustable	Fixed
Embedding Depth	29mm
Module Material	PC/Brass
Frame Material	Cold-roll Steel Sheets

Body Color Options



WH GD GY BK

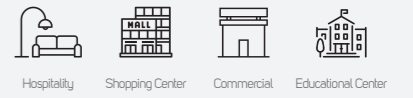
Dimensions Options



Family Product List

Code No.	Model No.
532248	2G-TV+DATA-2PW-So
532249	2G-TV+DATA-2PG-So
532250	2G-TV+DATA-2PGR-So
532251	2G-TV+DATA-2PB-So

Areas of Application




Switches & Sockets

Gentry

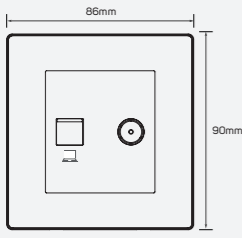
Technical Operating & Electrical Data

Mounting Type	Recessed in Wall
Fixed or Adjustable	Fixed
Embedding Depth	22mm
Module Material	PC/Brass
Frame Material	Cold-roll Steel Sheets

Body Color Options



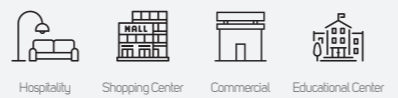
Dimensions Options



Family Product List

Code No.	Model No.	Code No.	Model No.	Code No.	Model No.	Code No.	Model No.
532171	2G-TV+DATA-3GGR-So						
532172	2G-TV+DATA-3GG-So						
532173	2G-TV+DATA-3GB-So						

Areas of Application




Switches & Sockets

Gentry

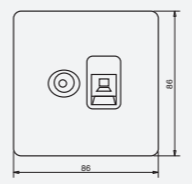
Technical Operating & Electrical Data

Mounting Type	Recessed in Wall
Fixed or Adjustable	Fixed
Module Material	PC/PC+Metal

Body Color Options



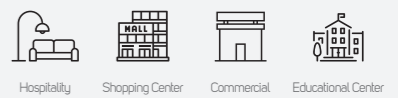
Dimensions Options



Family Product List

Code No.	Model No.
532985	2G-TV+DATA-2SSG-So
532986	2G-TV+DATA-2SSS-So
532987	2G-TV+DATA-2SSBZ-So
532988	2G-TV+DATA-2SSBK-So

Areas of Application




Gentry

Technical Operating & Electrical Data

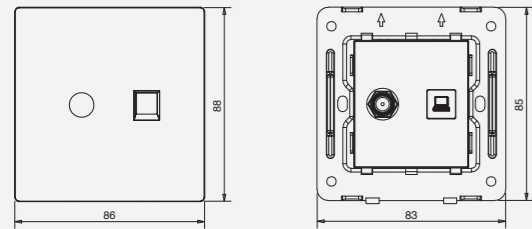
Mounting Type	Recessed in Wall
Fixed or Adjustable	Fixed
Module Material	PC/PC+Metal

Body Color Options



WH GD GY BK


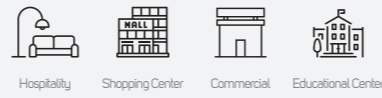
Dimensions Options



Family Product List

Code No.	Model No.
532708	2G-TV+DATA-2PM-So
532709	2G-TV+DATA-2PMW-So
532710	2G-TV+DATA-2PMG-So
532711	2G-TV+DATA-2PMGR-So
532712	2G-TV+DATA-2PMB-So

Areas of Application




Gentry

Technical Operating & Electrical Data

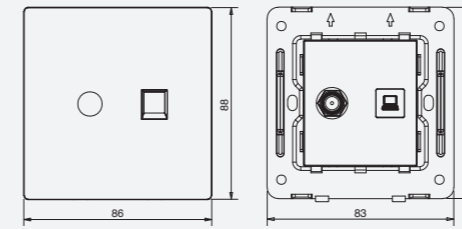
Mounting Type	Recessed in Wall
Fixed or Adjustable	Fixed
Embedding Depth	34.5mm
Module Material	PC+Metal/PC
Frame Material	Matt Glass

Body Color Options



WH GY GD BK

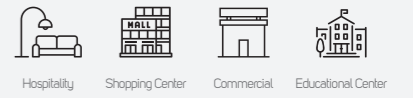
Dimensions Options



Family Product List

Code No.	Model No.
532861	2G-TV+DATA-2MG-So
532862	2G-TV+DATA-2MGW-So
532863	2G-TV+DATA-2MGG-So
532864	2G-TV+DATA-2MGGR-So
532865	2G-TV+DATA-2MGB-So

Areas of Application




Gentry

Technical Operating & Electrical Data

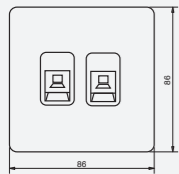
Mounting Type	Recessed in Wall
Fixed or Adjustable	Fixed
Module Material	PC/PC+Metal



Body Color Options




Dimensions Options



Family Product List

Code No.	Model No.
532977	1G-2DATA-2SSG-So
532978	1G-2DATA-2SSS-So
532979	1G-2DATA-2SSBZ-So
532980	1G-2DATA-2SSBK-So





Ultra-thin



Switches & Sockets

Ultra-thin


Technical Operating & Electrical Data

Mounting Type	Recessed in Wall
Fixed or Adjustable	Fixed
Embedding Depth	30mm
Module Material	PC
Frame Material	Aluminum/Tempered Glass/Stainless Steel/Metal Piano
Module Color	Grey/Golden+Light Brown/Light Brown+Grey/ Light Brown

Areas of Application

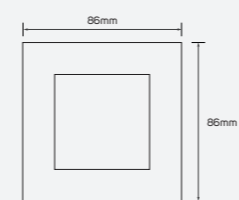


Body Color Options



GY GY GD+BN BN+GY BN

Dimensions Options



1G

Family Product List

Code No.	Model No.
531096	Blank-AS-Sw
531119	Blank-GW-Sw
531148	Blank-GLB-Sw
531194	Blank-SLB-Sw
531214	Blank-SG-Sw


Switches & Sockets

Ultra-thin

Technical Operating & Electrical Data

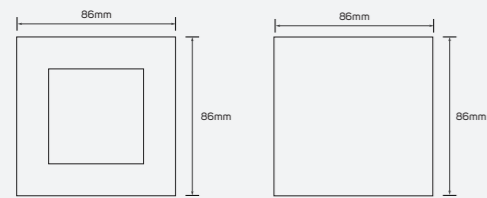
Mounting Type	Recessed in Wall
Fixed or Adjustable	Fixed
Embedding Depth	30mm
Module Material	PC
Frame Material	Metal Piano/Plastic Piano
Module Color	Grey/Light Brown+Golden/Light Brown+Grey/ Light Brown

Body Color Options



WH Light BN GY BK Matt BK GD GY Light BN

Dimensions Options


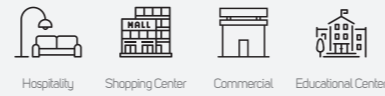


1G

Family Product List

Code No.	Model No.
531238	Blank-PW-Sw
531256	Blank-PLB-Sw
531274	Blank-PGR-Sw
531309	Blank-PB-Sw
531349	Blank-SB2-Sw
531393	Blank-SG2-Sw
531371	Blank-AGR2-Sw
531415	Blank-ALB2-Sw

Areas of Application



Switches & Sockets

Ultra-thin

Technical Operating & Electrical Data

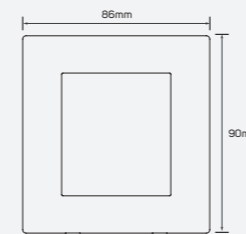
Mounting Type	Recessed in Wall
Fixed or Adjustable	Fixed
Embedding Depth	22mm
Module Material	PC
Frame Material	Cold-roll Steel Sheets
Current Capacity	250V~16AX
Module Color	White

Body Color Options



WH GD GDY BK

Dimensions Options

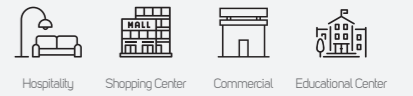


1G

Family Product List

Code No.	Model No.
532060	Blank-2PW-Sw
532061	Blank-2PG-Sw
532062	Blank-2PGR-Sw
532063	Blank-2PB-Sw

Areas of Application



Switches & Sockets

Ultra-thin

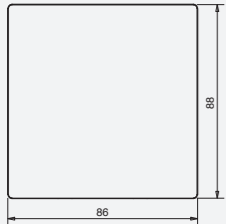
Technical Operating & Electrical Data

Mounting Type	Recessed in Wall
Fixed or Adjustable	Fixed
Module Material	PC

Body Color Options



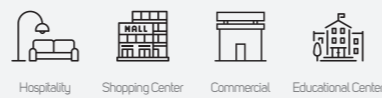
Dimensions Options



Family Product List

Code No.	Model No.
532723	Blank-2PMW-Sw
532724	Blank-2PMG-Sw
532725	Blank-2PMGR-Sw
532726	Blank-2PMB-Sw

Areas of Application




Switches & Sockets

Ultra-thin

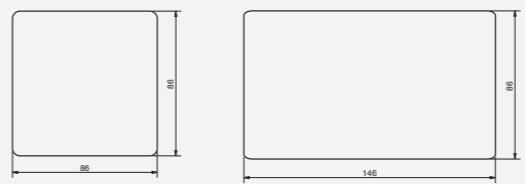
Technical Operating & Electrical Data

Mounting Type	Recessed in Wall
Fixed or Adjustable	Fixed
Module Material	PC/PC+Metal

Body Color Options



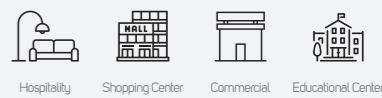
Dimensions Options



Family Product List

Code No.	Model No.
LI533001	Blank-2SSG-Sw
LI533002	Blank-2SSS-Sw
LI533003	Blank-2SSBZ-Sw
LI533004	Blank-2SSBK-Sw
LI533005	Blank-2SSLG-Sw
LI533006	Blank-2SSLS-Sw
LI533007	Blank-2SSLBZ-Sw
LI533008	Blank-2SSLBK-Sw

Areas of Application



Switches & Sockets

Ultra-thin

Technical Operating & Electrical Data

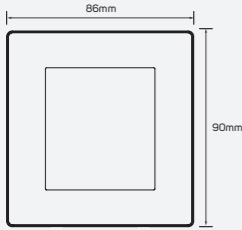
Mounting Type	Recessed in Wall
Fixed or Adjustable	Fixed
Embedding Depth	22mm
Module Material	PC
Frame Material	Cold-roll Steel Sheets

Body Color Options



GY GD BK

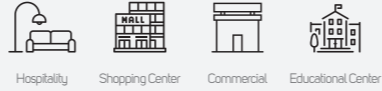
Dimensions Options



Family Product List

Code No.	Model No.
532189	Blank-3GGR-Sw
532190	Blank-3GG-Sw
532191	Blank-3GB-Sw

Areas of Application




Switches & Sockets

Ultra-thin

Technical Operating & Electrical Data

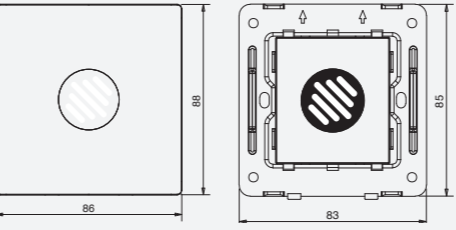
Mounting Type	Recessed in Wall
Fixed or Adjustable	Fixed
Module Material	PC
Frame Material	Matt Glass

Body Color Options



WH GY GD BK

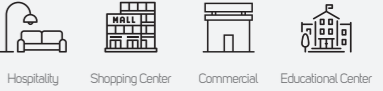
Dimensions Options



Family Product List

Code No.	Model No.
532876	Blank-2MGW-Sw
532877	Blank-2MGG-Sw
532878	Blank-2MGGR-Sw
532879	Blank-2MGB-Sw

Areas of Application





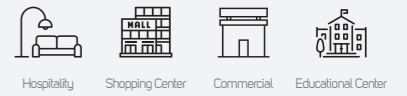
Switches & Sockets

Time Tunnel

Technical Operating & Electrical Data

Mounting Type	Recessed in Wall
Fixed or Adjustable	Fixed
Embedding Depth	30mm
Module Material	PC
Frame Material	Aluminum/Tempered Glass/Stainless Steel/Metal Piano
Current Capacity	250V~ 600W

Areas of Application

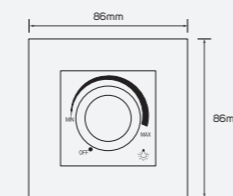


Body Color Options



GY GY GD+BN BN+GY BN

Dimensions Options



Family Product List

Code No.	Model No.
● 531097	1G-600W-AS-LDIMM
● 531120	1G-200WLDIMM-GW-Sw
● 531149	1G-200WLDIMM-GLB-Sw
● 531195	1G-200WLDIMM-SLB-Sw
● 531215	1G-200WLDIMM-SG-Sw


Switches & Sockets

Time Tunnel

Technical Operating & Electrical Data

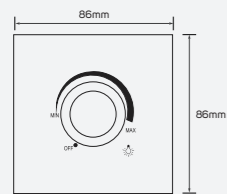
Mounting Type	Recessed in Wall
Fixed or Adjustable	Fixed
Embedding Depth	30mm
Module Material	PC
Frame Material	Metal Piano/Plastic Piano
Current Capacity	250V - 600W
Module Color	Grey/Light Brown+Golden/Light Brown+Grey/ Light Brown

Body Color Options



WH Light BN GY BK Matt BK GD GY Light BN

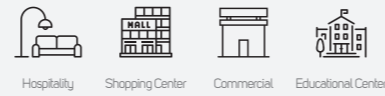
Dimensions Options



Family Product List

Code No.	Model No.
531239	1G-200WLDIMM-PW-Sw
531257	1G-200WLDIMM-PLB-Sw
531275	1G-200WLDIMM-PGR-Sw
531310	1G-200WLDIMM-PB-Sw
531350	1G-200WLDIMM-SB2-Sw
531394	1G-200WLDIMM-SG2-Sw
531372	1G-200WLDIMM-AGR2-Sw
531416	1G-200WLDIMM-ALB2-Sw

Areas of Application




Switches & Sockets

Time Tunnel

Technical Operating & Electrical Data

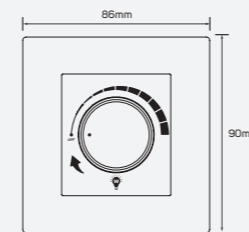
Mounting Type	Recessed in Wall
Fixed or Adjustable	Fixed
Embedding Depth	22mm
Module Material	PC/PCB electrical parts
Frame Material	Cold-roll Steel Sheets
Current Capacity	250V - 16AX

Body Color Options



WH GD GY BK

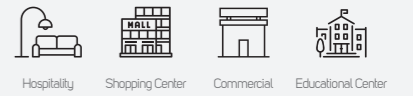
Dimensions Options



Family Product List

Code No.	Model No.
532064	1G-100WLDIMM-2PW-Sw
532065	1G-100WLDIMM-2PG-Sw
532066	1G-100WLDIMM-2PGR-Sw
532067	1G-100WLDIMM-2PB-Sw

Areas of Application



Time Tunnel

Technical Operating & Electrical Data

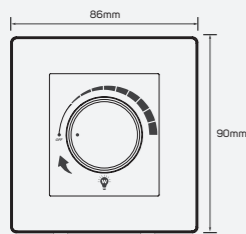
Mounting Type	Recessed in Wall
Fixed or Adjustable	Fixed
Embedding Depth	22mm
Module Material	PC/PCB electrical parts
Frame Material	Cold-roll Steel Sheets
Current Capacity	0.5A

Body Color Options



GY GD BK

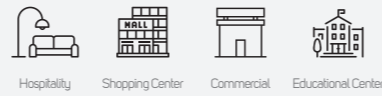
Dimensions Options



Family Product List

Code No.	Model No.
532180	1G-100WLDIMM-3GGR-Sw
532181	1G-100WLDIMM-3GG-Sw
532182	1G-100WLDIMM-3GB-Sw

Areas of Application




Time Tunnel

Technical Operating & Electrical Data

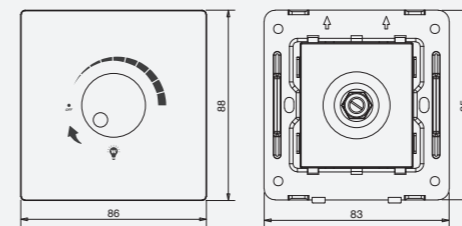
Mounting Type	Recessed in Wall
Fixed or Adjustable	Fixed
Embedding Depth	28mm
Module Material	PC+Metal/PC
Frame Material	Matt Glass

Body Color Options



WH GY GD BK

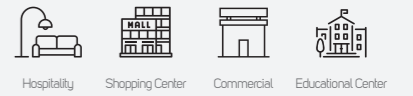
Dimensions Options



Family Product List

Code No.	Model No.
532885	1G-100WLDIM-2MG-Sw
532886	1G-100WLDIM-2MGW-Sw
532887	1G-100WLDIM-2MGG-Sw
532888	1G-100WLDIM-2MGGR-Sw
532889	1G-100WLDIM-2MGB-Sw

Areas of Application




Time Tunnel

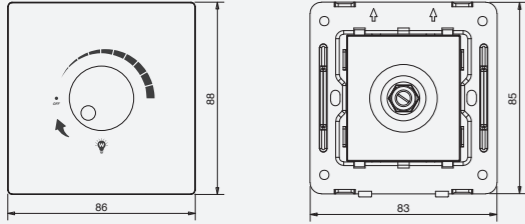
Technical Operating & Electrical Data

Mounting Type	Recessed in Wall
Fixed or Adjustable	Fixed
Module Material	PC/PC+Metal

Body Color Options



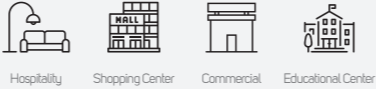
Dimensions Options



Family Product List

Code No.	Model No.
532732	1G-100WLDIM-2PM-Sw
532733	1G-100WLDIM-2PMW-Sw
532734	1G-100WLDIM-2PMG-Sw
532735	1G-100WLDIM-2PMGR-Sw
532736	1G-100WLDIM-2PMB-Sw

Areas of Application




Time Tunnel

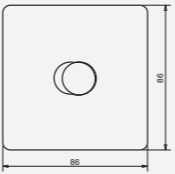
Technical Operating & Electrical Data

Mounting Type	Recessed in Wall
Fixed or Adjustable	Fixed
Module Material	PC/PC+Metal

Body Color Options



Dimensions Options




Family Product List

Code No.	Model No.
532997	1G-100WLDIM-2SSG-Sw
532998	1G-100WLDIM-2SSS-Sw
532999	1G-100WLDIM-2SSBZ-Sw
533000	1G-100WLDIM-2SSBK-Sw

Areas of Application





Leader



Switches & Sockets

Leader

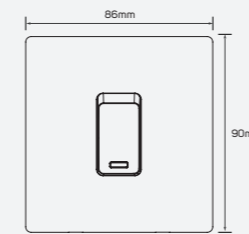
Technical Operating & Electrical Data

Mounting Type	Recessed in Wall
Fixed or Adjustable	Fixed
Embedding Depth	22mm
Module Material	PC/Brass/AgCdO
Frame Material	Cold-roll Steel Sheets
Contacts Material	Brass
Current Capacity	250V~16AX
Module Color	White

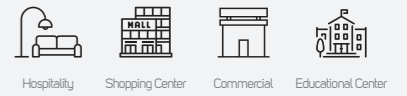
Body Color Options



Dimensions Options



Areas of Application



Family Product List


Code No.	Model No.	Current Capacity	Code No.	Model No.	Current Capacity
532068	DP 1G-32A-2PW-Sw	250V~ 32A	532072	DP 1G-45A-2PW-Sw	250V~ 45A
532069	DP 1G-32A-2PG-Sw	250V~ 32A	532073	DP 1G-45A-2PG-Sw	250V~ 45A
532070	DP 1G-32A-2PGR-Sw	250V~ 32A	532074	DP 1G-45A-2PGR-Sw	250V~ 45A
532071	DP 1G-32A-2PB-Sw	250V~ 32A	532075	DP 1G-45A-2PB-Sw	250V~ 45A

Leader

Technical Operating & Electrical Data

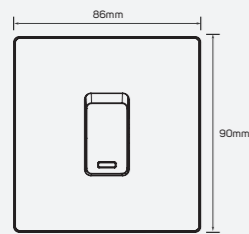
Mounting Type	Recessed in Wall
Fixed or Adjustable	Fixed
Embedding Depth	22mm
Module Material	PC/Brass/AgCdO
Frame Material	Cold-roll Steel Sheets
Contacts Material	Brass
Module Color	White

Body Color Options



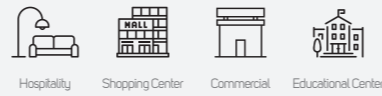
GY GD BK

Dimensions Options



Family Product List

Code No.	Model No.	Current Capacity	Code No.	Model No.	Current Capacity
532192	DP 1G-32A-3GGR-Sw	250V~ 32A	532195	DP 1G-32A-3GGR-Sw	250V~ 45A
532193	DP 1G-32A-3GG-Sw	250V~ 32A	532196	DP 1G-32A-3GG-Sw	250V~ 45A
532194	DP 1G-32A-3GB-Sw	250V~ 32A	532197	DP 1G-32A-3GB-Sw	250V~ 45A




Leader

Technical Operating & Electrical Data

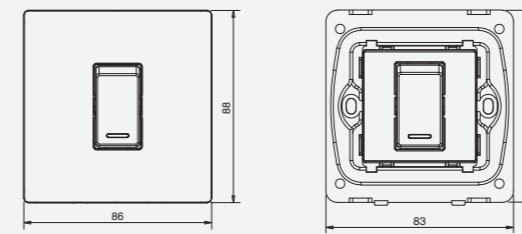
Mounting Type	Recessed in Wall
Fixed or Adjustable	Fixed
Module Material	PC/PC+Metal

Body Color Options



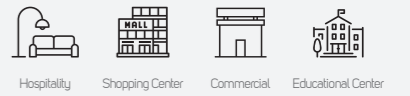
WH GD GY BK

Dimensions Options



Family Product List

Code No.	Model No.	Code No.	Model No.
532737	DP-1G-32A-2PM-Sw	532742	DP-1G-45A-2PM-Sw
532738	DP-1G-32A-2PMW-Sw	532743	DP-1G-45A-2PMW-Sw
532739	DP-1G-32A-2PMG-Sw	532744	DP-1G-45A-2PMG-Sw
532740	DP-1G-32A-2PMGR-Sw	532745	DP-1G-45A-2PMGR-Sw
532741	DP-1G-32A-2PMB-Sw	532746	DP-1G-45A-2PMB-Sw




Switches & Sockets

Leader

Technical Operating & Electrical Data

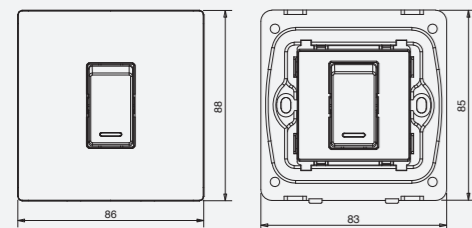
Mounting Type	Recessed in Wall
Fixed or Adjustable	Fixed
Embedding Depth	26mm
Module Material	PC+Metal/PC
Frame Material	Matt Glass

Body Color Options



WH GY GD BK

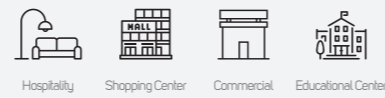
Dimensions Options



Family Product List

Code No.	Model No.
532890	DP-1G-32A-2MG-Sw
532891	DP-1G-32A-2MGW-Sw
532892	DP-1G-32A-2MGG-Sw
532893	DP-1G-32A-2MGGR-Sw
532894	DP-1G-32A-2MGB-Sw
532895	DP-1G-45A-2MG-Sw
532896	DP-1G-45A-2MGW-Sw
532897	DP-1G-45A-2MGG-Sw
532898	DP-1G-45A-2MGGR-Sw
532899	DP-1G-45A-2MGB-Sw

Areas of Application




Switches & Sockets

Leader

Technical Operating & Electrical Data

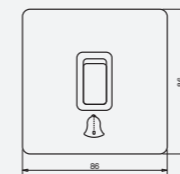
Mounting Type	Recessed in Wall
Fixed or Adjustable	Fixed
Module Material	PC/PC+Metal

Body Color Options



GY GD GB BK

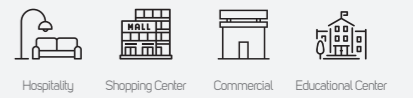
Dimensions Options



Family Product List

Code No.	Model No.
532965	1G-BEL-2SSG-Sw
532966	1G-BEL-2SSS-Sw
532967	1G-BEL-2SSBZ-Sw
532968	1G-BEL-2SSBK-Sw

Areas of Application



Switches & Sockets

Leader

Technical Operating & Electrical Data

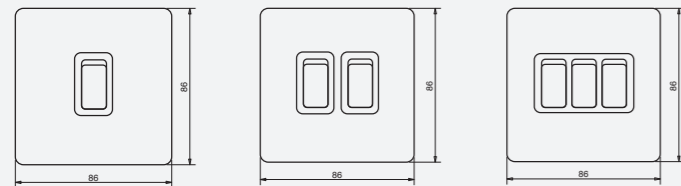
Mounting Type	Recessed in Wall
Fixed or Adjustable	Fixed
Module Material	PC/PC+Metal

Body Color Options



GY GD GB BK

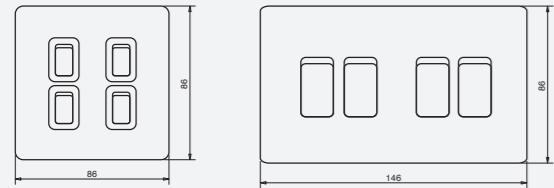
Dimensions Options



1G

2G

3G




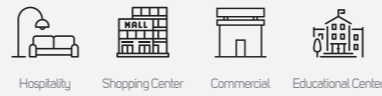
4G

4G

Family Product List

Code No.	Model No.	Code No.	Model No.	Code No.	Model No.	Code No.	Model No.
532945	1G-2W-2SSG-Sw	532953	3G-2W-2SSG-Sw	532961	4G-2W-2SSLG-Sw		
532946	1G-2W-2SSS-Sw	532954	3G-2W-2SSS-Sw	532962	4G-2W-2SSLS-Sw		
532947	1G-2W-2SSBZ-Sw	532955	3G-2W-2SSBZ-Sw	532963	4G-2W-2SSLBZ-Sw		
532948	1G-2W-2SSBK-Sw	532956	3G-2W-2SSBK-Sw	532964	4G-2W-2SSLBK-Sw		
532949	2G-2W-2SSG-Sw	532957	4G-2W-2SSG-Sw				
532950	2G-2W-2SSS-Sw	532958	4G-2W-2SSS-Sw				
532951	2G-2W-2SSBZ-Sw	532959	4G-2W-2SSBZ-Sw				
532952	2G-2W-2SSBK-Sw	532960	4G-2W-2SSBK-Sw				

Areas of Application



Switches & Sockets

Leader

Technical Operating & Electrical Data

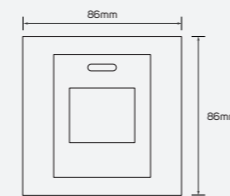
Mounting Type	Recessed in Wall
Fixed or Adjustable	Fixed
Embedding Depth	30mm
Module Material	PC
Frame Material	Aluminum/Tempered Glass/Stainless Steel/Metal Piano
Current Capacity	250V~25A/45A
Module Color	Grey/Golden+Light Brown/Light Brown+Grey/ Light Brown

Body Color Options



GY GD GD+BN BN+GY BN

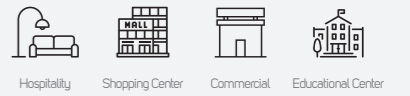
Dimensions Options



Family Product List

Code No.	Model No.	Current Capacity	Code No.	Model No.	Current Capacity
531098	1G-25A-DP-AS-Sw-N	250V~ 25A	531099	1G-45A-DP-AS-Sw-N	250V~ 45A
531121	1G-25A-DP-Gw-Sw-N	250V~ 25A	531122	1G-45A-DP-Gw-Sw-N	250V~ 45A
531150	1G-25A-DP-GLB-Sw-N	250V~ 25A	531151	1G-45A-DP-GLB-Sw-N	250V~ 45A
531196	1G-25A-DP-SLB-Sw-N	250V~ 25A	531197	1G-45A-DP-SLB-Sw-N	250V~ 45A
531216	1G-25A-DP-SG-Sw-N	250V~ 25A	531217	1G-45A-DP-SG-Sw-N	250V~ 45A

Areas of Application



Switches & Sockets

Leader

Technical Operating & Electrical Data

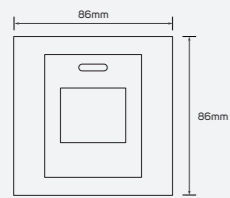
Mounting Type	Recessed in Wall
Fixed or Adjustable	Fixed
Embedding Depth	30mm
Module Material	PC
Frame Material	Metal Piano/Plastic Piano
Current Capacity	250V~25A/45A
Module Color	Grey/Light Brown+Golden/Light Brown+Grey/ Light Brown

Body Color Options



WH Light BN GY BK Matt BK GD GY Light BN

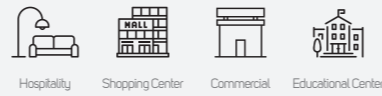
Dimensions Options



Family Product List

Code No.	Model No.	Current Capacity	Code No.	Model No.	Current Capacity
531240	1G-25A-DP-PW-Sw-N	250V~ 25A	531241	1G-45A-DP-PW-Sw-N	250V~ 45A
531258	1G-25A-DP-PLB-Sw-N	250V~ 25A	531259	1G-45A-DP-PLB-Sw-N	250V~ 45A
531276	1G-25A-DP-PGR-Sw-N	250V~ 25A	531277	1G-45A-DP-PGR-Sw-N	250V~ 45A
531311	1G-25A-DP-PB-Sw-N	250V~ 25A	531312	1G-45A-DP-PB-Sw-N	250V~ 45A
531351	1G-25A-DP-SB2-Sw-N	250V~ 25A	531352	1G-45A-DP-SB2-Sw-N	250V~ 45A
531395	1G-25A-DP-SG2-Sw-N	250V~ 25A	531396	1G-45A-DP-SG2-Sw-N	250V~ 45A
531373	1G-25A-DP-AGR2-Sw-N	250V~ 25A	531374	1G-45A-DP-AGR2-Sw-N	250V~ 45A
531417	1G-25A-DP-ALB2-Sw-N	250V~ 25A	531418	1G-45A-DP-ALB2-Sw-N	250V~ 45A

Areas of Application



Switches & Sockets

Leader

Technical Operating & Electrical Data

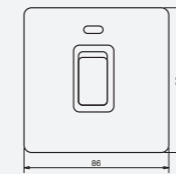
Mounting Type	Recessed in Wall
Fixed or Adjustable	Fixed
Module Material	PC/PC+Metal

Body Color Options



GY GD GB BK

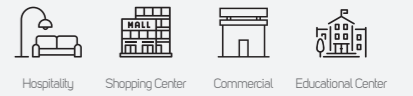
Dimensions Options




Family Product List

Code No.	Model No.
LI533017	DP-1G-20A-2SSG-Sw
LI533018	DP-1G-20A-2SSS-Sw
LI533019	DP-1G-20A-2SSBZ-Sw
LI533020	DP-1G-20A-2SSBK-Sw
LI533021	DP-1G-45A-2SSG-Sw
LI533022	DP-1G-45A-2SSS-Sw
LI533023	DP-1G-45A-2SSBZ-Sw
LI533024	DP-1G-45A-2SSBK-Sw

Areas of Application






Switches & Sockets

Leader

Technical Operating & Electrical Data

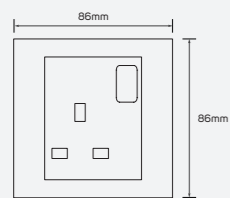
Mounting Type	Recessed in Wall
Fixed or Adjustable	Fixed
Embedding Depth	30mm
Module Material	PC
Frame Material	Aluminum/Tempered Glass/Stainless Steel/Metal Piano
Current Capacity	250V - 13A

Body Color Options



GY GY GD+BN BN+GY BN

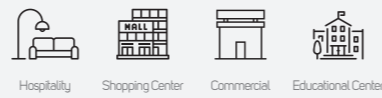
Dimensions Options



Family Product List

Code No.	Model No.
531100	1G-BS-13A-DP-AS-So-Sw
531123	1G-BS-13A-DP-GW-So-Sw
531152	1G-BS-13A-DP-GLB-So-Sw
531198	1G-BS-13A-DP-SLB-So-Sw
531218	1G-BS-13A-DP-SG-So-Sw

Areas of Application



Switches & Sockets

Leader

Technical Operating & Electrical Data

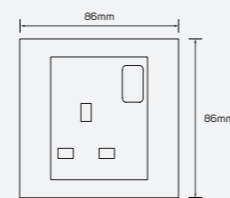
Mounting Type	Recessed in Wall
Fixed or Adjustable	Fixed
Embedding Depth	30mm
Module Material	PC
Frame Material	Metal Piano/Plastic Piano
Current Capacity	250V - 13A
Module Color	Grey/Light Brown+Golden/Light Brown+Grey/ Light Brown

Body Color Options



WH Light BN GY BK Matt BK GD GY Light BN


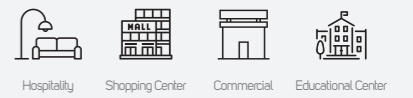
Dimensions Options



Family Product List

Code No.	Model No.
531242	1G-BS-13A-DP-PW-So-Sw
531260	1G-BS-13A-DP-PLB-So-Sw
531278	1G-BS-13A-DP-PGR-So-Sw
531313	1G-BS-13A-DP-PB-So-Sw
531353	1G-BS-13A-DP-SB2-So-Sw
531397	1G-BS-13A-DP-SG2-So-Sw
531375	1G-BS-13A-DP-AGR2-So-Sw
531419	1G-BS-13A-DP-ALB2-So-Sw

Areas of Application




Switches & Sockets

Leader

Technical Operating & Electrical Data

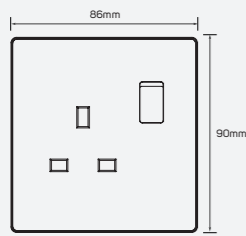
Mounting Type	Recessed in Wall
Fixed or Adjustable	Fixed
Embedding Depth	22mm
Module Material	PC/brass/phosphor bronze/AgCdO
Frame Material	Cold-roll Steel Sheets
Contacts Material	Cold-roll steel sheets/brass
Current Capacity	250V~13A

Body Color Options



GY GD BK

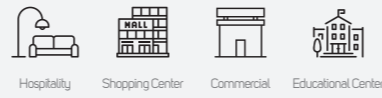
Dimensions Options



Family Product List

Code No.	Model No.
532198	DP BS-13A-3GGR-So+Sw
532199	DP BS-13A-3GG-So+Sw
532200	DP BS-13A-3GGB-So+Sw

Areas of Application




Switches & Sockets

Leader

Technical Operating & Electrical Data

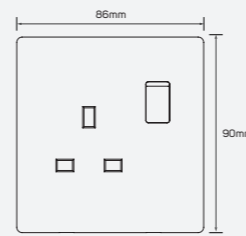
Mounting Type	Recessed in Wall
Fixed or Adjustable	Fixed
Embedding Depth	22mm
Module Material	PC/brass/phosphor bronze/AgCdO
Frame Material	Cold-roll Steel Sheets
Contacts Material	Cold-roll Steel Sheets/Brass
Current Capacity	250V~13A

Body Color Options



WH GD GY BK


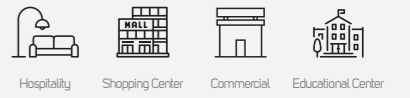
Dimensions Options



Family Product List

Code No.	Model No.
532076	DP BS-13A-2PW-So+Sw
532077	DP BS-13A-2PG-So+Sw
532078	DP BS-13A-2PGR-So+Sw
532079	DP BS-13A-2PB-So+Sw

Areas of Application




Switches & Sockets

Leader

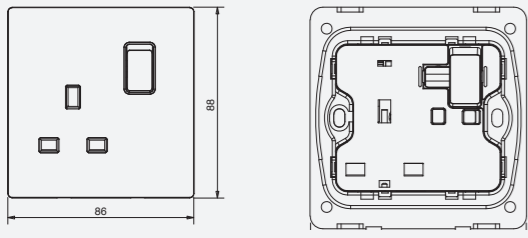
Technical Operating & Electrical Data

Mounting Type	Recessed in Wall
Fixed or Adjustable	Fixed
Module Material	PC/PC+Metal

Body Color Options




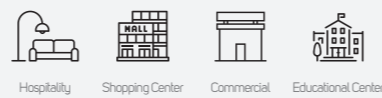
Dimensions Options



Family Product List

Code No.	Model No.	Code No.	Model No.
● 532747	DP-BS-13A-2PM-So+Sw		
● 532748	DP-BS-13A-2PMW-So+Sw		
● 532749	DP-BS-13A-2PMG-So+Sw		
● 532750	DP-BS-13A-2PMGR-So+Sw		
● 532751	DP-BS-13A-2PMB-So+Sw		

Areas of Application




Switches & Sockets

Leader

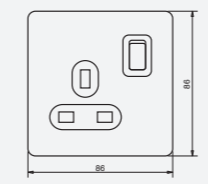
Technical Operating & Electrical Data

Mounting Type	Recessed in Wall
Fixed or Adjustable	Fixed
Module Material	PC/PC+Metal

Body Color Options



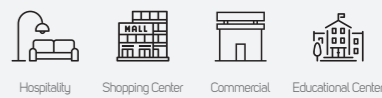
Dimensions Options



Family Product List

Code No.	Model No.
● LI533009	DP-BS-13A-2SSG-So+Sw
● LI533010	DP-BS-13A-2SSS-So+Sw
● LI533011	DP-BS-13A-2SSBZ-So+Sw
● LI533012	DP-BS-13A-2SSBK-So+Sw

Areas of Application




Switches & Sockets

Leader

Technical Operating & Electrical Data

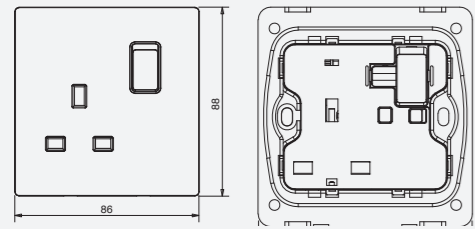
Mounting Type	Recessed in Wall
Fixed or Adjustable	Fixed
Embedding Depth	26mm
Module Material	PC+Metal/PC
Frame Material	Matt Glass

Body Color Options



WH GY GD BK

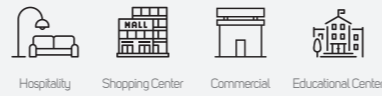
Dimensions Options



Family Product List

Code No.	Model No.
532900	DP-BS-13A-2MG-So+Sw
532901	DP-BS-13A-2MGW-So+Sw
532902	DP-BS-13A-2MGG-So+Sw
532903	DP-BS-13A-2MGGR-So+Sw
532904	DP-BS-13A-2MGB-So+Sw

Areas of Application



Switches & Sockets

Leader

Technical Operating & Electrical Data

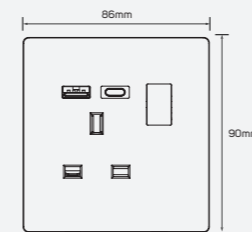
Mounting Type	Recessed in Wall
Fixed or Adjustable	Fixed
Embedding Depth	22mm
Module Material	PC/brass/phosphor bronze/AgCdO/PCB electrical parts
Frame Material	Cold-roll Steel Sheets
Contacts Material	Cold-roll Steel Sheets/Brass
Current Capacity	250V~13A

Body Color Options



WH GD GY BK

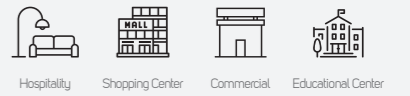
Dimensions Options



Family Product List

Code No.	Model No.
532080	SP BS-13A+USB+TC-2PW-So+Sw
532081	SP BS-13A+USB+TC-2PG-So+Sw
532082	SP BS-13A+USB+TC-2PGR-So+Sw
532083	SP BS-13A+USB+TC-2PB-So+Sw

Areas of Application




Leader

Technical Operating & Electrical Data

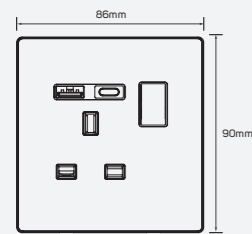
Mounting Type	Recessed in Wall
Fixed or Adjustable	Fixed
Embedding Depth	22mm
Module Material	PC/brass/phosphor bronze/AgCdO/PCB electrical parts
Frame Material	Cold-roll Steel Sheets
Contacts Material	Cold-roll steel sheets/brass
Current Capacity	250V~13A

Body Color Options



GY GD BK

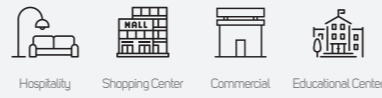
Dimensions Options



Family Product List

Code No.	Model No.
● 532201	SP BS-13A+USB+TC-3GGR-So+Sw
● 532202	SP BS-13A+USB+TC-3GG-So+Sw
● 532203	SP BS-13A+USB+TC-3GB-So+Sw

Areas of Application




Leader

Technical Operating & Electrical Data

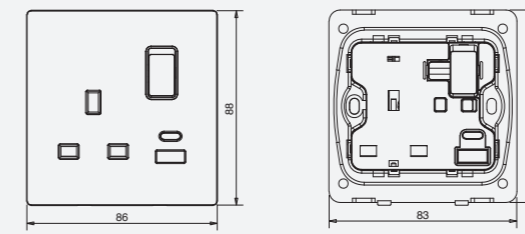
Mounting Type	Recessed in Wall
Fixed or Adjustable	Fixed
Module Material	PC/PC+Metal

Body Color Options



WH GD GY BK

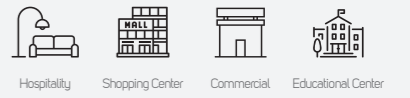
Dimensions Options



Family Product List

Code No.	Model No.
● 532787	SP-BS-13A+USB+TC-2PM-So+Sw
● 532788	SP-BS-13A+USB+TC-2PMW-So+Sw
● 532789	SP-BS-13A+USB+TC-2PMG-So+Sw
● 532790	SP-BS-13A+USB+TC-2PMGR-So+Sw
● 532791	SP-BS-13A+USB+TC-2PMB-So+Sw

Areas of Application




Switches & Sockets

Leader

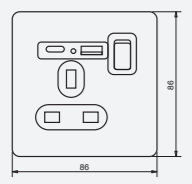
Technical Operating & Electrical Data

Mounting Type	Recessed in Wall
Fixed or Adjustable	Fixed
Module Material	PC/PC+Metal

Body Color Options



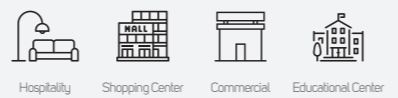
Dimensions Options



Family Product List

Code No.	Model No.
LI533013	SP-BS-13A+USB+TC-2SSG-So+Sw
LI533014	SP-BS-13A+USB+TC-2SSS-So+Sw
LI533015	SP-BS-13A+USB+TC-2SSBZ-So+Sw
LI533016	SP-BS-13A+USB+TC-2SSBK-So+Sw

Areas of Application




Switches & Sockets

Leader

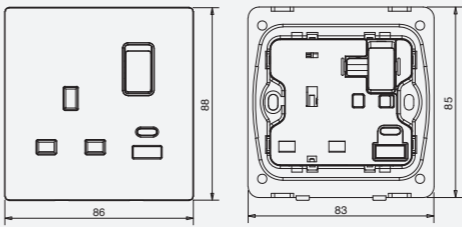
Technical Operating & Electrical Data

Mounting Type	Recessed in Wall
Fixed or Adjustable	Fixed
Embedding Depth	32mm
Module Material	PC+Metal/PC
Frame Material	Matt Glass
Contacts Material	AgCdO

Body Color Options



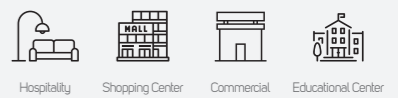
Dimensions Options



Family Product List

Code No.	Model No.
532935	SP-BS-13A+USB+TC-2MG-So+Sw
532936	SP-BS-13A+USB+TC-2MGW-So+Sw
532937	SP-BS-13A+USB+TC-2MGG-So+Sw
532938	SP-BS-13A+USB+TC-2MGG-So+Sw
532939	SP-BS-13A+USB+TC-2MGB-So+Sw

Areas of Application



Leader

Technical Operating & Electrical Data

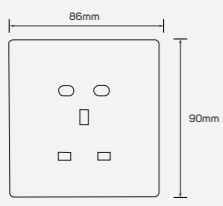
Mounting Type	Recessed in Wall
Fixed or Adjustable	Fixed
Embedding Depth	31mm
Module Material	PC+Gold
Frame Material	Steel
Contacts Material	A3 Steel
Current Capacity	13A

Body Color Options



WH

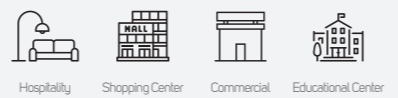
Dimensions Options



Family Product List

Code No.	Model No.
LI532308	K313ALPPM

Areas of Application

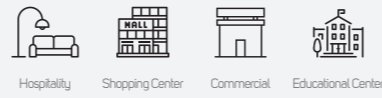


Leader

Technical Operating & Electrical Data

Mounting Type	Recessed in Wall
Fixed or Adjustable	Fixed
Embedding Depth	30mm
Module Material	PC
Frame Material	Aluminum/Tempered Glass/Stainless Steel/Metal Piano
Current Capacity	250V - 13A

Areas of Application

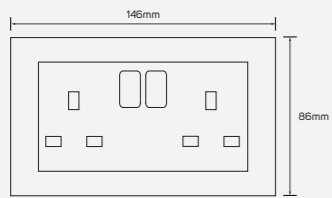


Body Color Options



GY GY GD+BN BN+GY BN

Dimensions Options



Family Product List

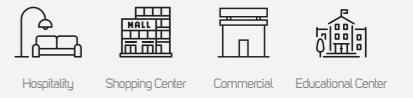
Code No.	Model No.
531291	2G-BS-13A-DP-AS-So-Sw
531294	2G-BS-13A-DP-GW-So-Sw
531295	2G-BS-13A-DP-GLB-So-Sw
531292	2G-BS-13A-DP-SLB-So-Sw
531293	2G-BS-13A-DP-SG-So-Sw

Leader

Technical Operating & Electrical Data

Mounting Type	Recessed in Wall
Fixed or Adjustable	Fixed
Embedding Depth	30mm
Module Material	PC
Frame Material	Metal Piano/Plastic Piano
Current Capacity	250V - 13A
Module Color	Grey/Light Brown+Golden/Light Brown+Grey/ Light Brown

Areas of Application

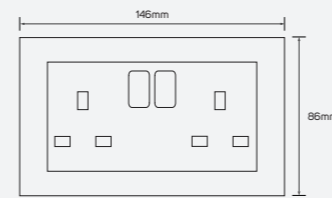


Body Color Options



WH Light BN GY BK Malt BK GD GY Light BN

Dimensions Options



Family Product List

Code No.	Model No.
531296	2G-BS-13A-DP-PW-So-Sw
531297	2G-BS-13A-DP-PLB-So-Sw
531298	2G-BS-13A-DP-PGR-So-Sw
531314	2G-BS-13A-DP-PB-So-Sw
531354	2G-BS-13A-DP-SB2-So-Sw
531398	2G-BS-13A-DP-SG2-So-Sw
531376	2G-BS-13A-DP-AGR2-So-Sw
531420	2G-BS-13A-DP-ALB2-So-Sw


Switches & Sockets

Leader

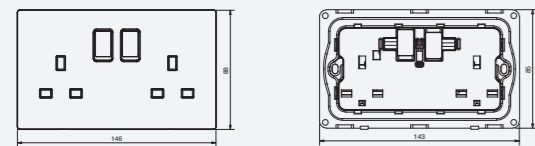
Technical Operating & Electrical Data

Mounting Type	Recessed in Wall
Fixed or Adjustable	Fixed
Module Material	PC/PC+Metal

Body Color Options




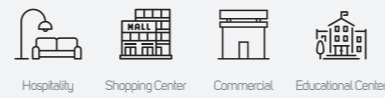
Dimensions Options



Family Product List

Code No.	Model No.
532752	2G-DP-BS-13A-2PM-So+Sw
532753	2G-DP-BS-13A-2PMW-So+Sw
532754	2G-DP-BS-13A-2PMG-So+Sw
532755	2G-DP-BS-13A-2PMGR-So+Sw
532756	2G-DP-BS-13A-2PMB-So+Sw

Areas of Application




Switches & Sockets

Leader

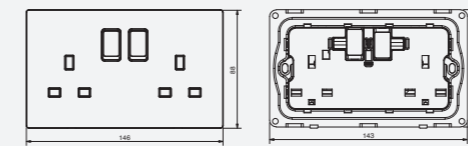
Technical Operating & Electrical Data

Mounting Type	Recessed in Wall
Fixed or Adjustable	Fixed
Embedding Depth	26mm
Module Material	PC+Metal/PC
Frame Material	Matt Glass

Body Color Options



Dimensions Options



Family Product List

Code No.	Model No.
532905	2G-DP-BS-13A-2MG-So+Sw
532906	2G-DP-BS-13A-2MGW-So+Sw
532907	2G-DP-BS-13A-2MGG-So+Sw
532908	2G-DP-BS-13A-2MGGR-So+Sw
532909	2G-DP-BS-13A-2MGB-So+Sw

Areas of Application




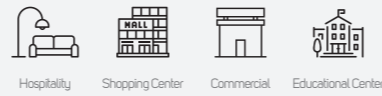
Switches & Sockets

Leader

Technical Operating & Electrical Data

Mounting Type	Recessed in Wall
Fixed or Adjustable	Fixed
Embedding Depth	22mm
Module Material	PC/brass/phosphor bronze/AgCdO
Frame Material	Cold-roll Steel Sheets
Contacts Material	Cold-roll steel sheets/brass
Current Capacity	250V~13A

Areas of Application

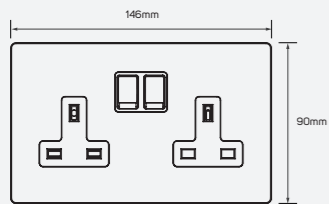


Body Color Options



GY GD BK

Dimensions Options



Family Product List

Code No.	Model No.
532204	2G-BS-13A-DP-3GGR-So+Sw
532205	2G-BS-13A-DP-3GG-So+Sw
532206	2G-BS-13A-DP-3GB-So+Sw

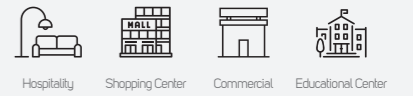
Switches & Sockets

Leader

Technical Operating & Electrical Data

Mounting Type	Recessed in Wall
Fixed or Adjustable	Fixed
Embedding Depth	22mm
Module Material	PC/brass/phosphor bronze/AgCdO
Frame Material	Cold-roll Steel Sheets
Contacts Material	Cold-roll Steel Sheets/Brass
Current Capacity	250V~13A

Areas of Application

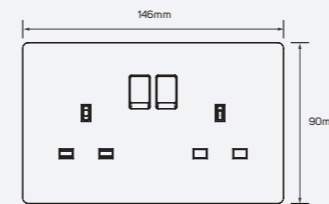


Body Color Options



WH GD GY BK

Dimensions Options



Family Product List

Code No.	Model No.
532084	2G-BS-13A-DP-2PW-So+Sw
532085	2G-BS-13A-DP-2PG-So+Sw
532086	2G-BS-13A-DP-2PGR-So+Sw
532087	2G-BS-13A-DP-2PB-So+Sw

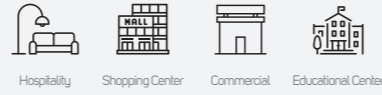
Switches & Sockets

Leader

Technical Operating & Electrical Data

Mounting Type	Recessed in Wall
Fixed or Adjustable	Fixed
Module Material	PC/PC+Metal

Areas of Application

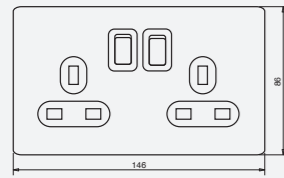


Body Color Options



GY GD GB BK

Dimensions Options



Family Product List

Code No.	Model No.
LI533033	2G-DP-BS-13A-2SSG-So+Sw
LI533034	2G-DP-BS-13A-2SSS-So+Sw
LI533035	2G-DP-BS-13A-2SSBZ-So+Sw
LI533036	2G-DP-BS-13A-2SSBK-So+Sw

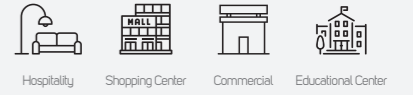
Switches & Sockets

Leader


Technical Operating & Electrical Data

Mounting Type	Recessed in Wall
Fixed or Adjustable	Fixed
Embedding Depth	22mm
Module Material	PC/brass/phosphor bronze/AgCdO/PCB electrical parts
Frame Material	Cold-roll Steel Sheets
Contacts Material	Cold-roll Steel Sheets/Brass
Current Capacity	250V~13A

Areas of Application

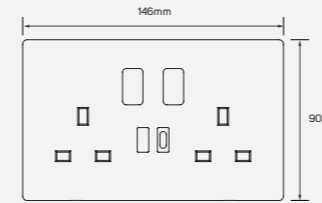


Body Color Options



WH GD GY BK

Dimensions Options



Family Product List

Code No.	Model No.
532088	2G-BS-13A-SP+USB+TC-2PW-So+Sw
532089	2G-BS-13A-SP+USB+TC-2PG-So+Sw
532090	2G-BS-13A-SP+USB+TC-2PGR-So+Sw
532091	2G-BS-13A-SP+USB+TC-2PB-So+Sw


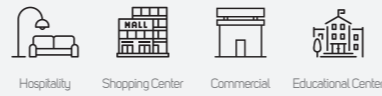
Switches & Sockets

Leader

Technical Operating & Electrical Data

Mounting Type	Recessed in Wall
Fixed or Adjustable	Fixed
Embedding Depth	22mm
Module Material	PC/brass/phosphor bronze/AgCdO/PCB electrical parts
Frame Material	Cold-roll Steel Sheets
Contacts Material	Cold-roll steel sheets/brass
Current Capacity	250V~13A

Areas of Application

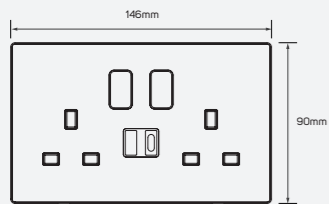


Body Color Options



GY GD BK

Dimensions Options



Family Product List

Code No.	Model No.
532207	2G-BS-13A-SP+USB+TC-3GGR-So+Sw
532208	2G-BS-13A-SP+USB+TC-3GG-So+Sw
532209	2G-BS-13A-SP+USB+TC-3GB-So+Sw


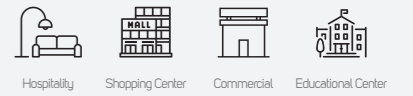
Switches & Sockets

Leader

Technical Operating & Electrical Data

Mounting Type	Recessed in Wall
Fixed or Adjustable	Fixed
Embedding Depth	22mm
Module Material	PC/brass/phosphor bronze/AgCdO/PCB electrical parts
Frame Material	Cold-roll Steel Sheets
Contacts Material	Cold-roll Steel Sheets/Brass
Current Capacity	250V~45A/13A
Module Color	White

Areas of Application

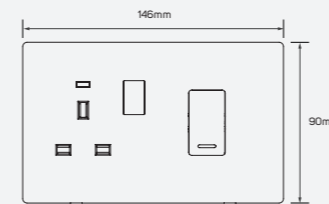


Body Color Options



WH GD GY BK

Dimensions Options



Family Product List

Code No.	Model No.
532092	2G-BS-13A-DP+45A-2PW-So+Sw
532093	2G-BS-13A-DP+45A-2PG-So+Sw
532094	2G-BS-13A-DP+45A-2PGR-So+Sw
532095	2G-BS-13A-DP+45A-2PB-So+Sw


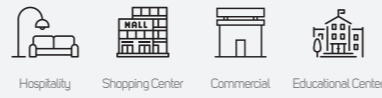
Switches & Sockets

Leader

Technical Operating & Electrical Data

Mounting Type	Recessed in Wall
Fixed or Adjustable	Fixed
Embedding Depth	22mm
Module Material	PC/Brass/Phosphor Bronze/Agcdo/PCB Electrical Parts
Frame Material	Cold-roll Steel Sheets
Contacts Material	Cold-roll Steel Sheets/Brass
Current Capacity	250V~45A/13A
Module Color	White

Areas of Application

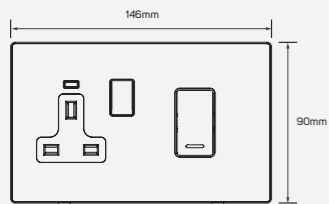


Body Color Options



GY GD BK

Dimensions Options



Family Product List

Code No.	Model No.
532213	2G-BS-13A-DP+45A-3GGR-So+Sw
532214	2G-BS-13A-DP+45A-3GG-So+Sw
532215	2G-BS-13A-DP+45A-3GB-So+Sw


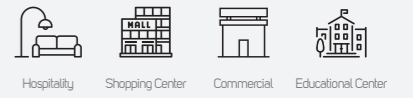
Switches & Sockets

Leader


Technical Operating & Electrical Data

Mounting Type	Recessed in Wall
Fixed or Adjustable	Fixed
Module Material	PC/PC+Metal

Areas of Application

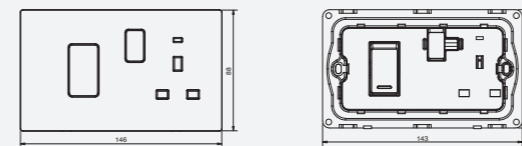


Body Color Options




WH GD GY BK

Dimensions Options



Family Product List

Code No.	Model No.
532772	2G-BS-13A-DP+45A-2PM-So+Sw
532773	2G-BS-13A-DP+45A-2PMW-So+Sw
532774	2G-BS-13A-DP+45A-2PMG-So+Sw
532775	2G-BS-13A-DP+45A-2PMGR-So+Sw
532776	2G-BS-13A-DP+45A-2PMB-So+Sw




Switches & Sockets

Leader

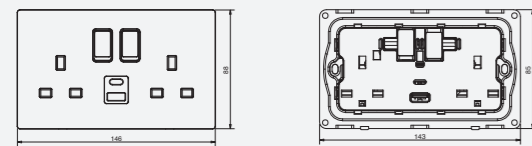
Technical Operating & Electrical Data

Mounting Type	Recessed in Wall
Fixed or Adjustable	Fixed
Module Material	PC/PC+Metal

Body Color Options




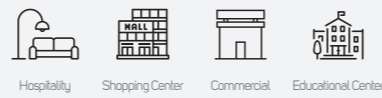
Dimensions Options



Family Product List

Code No.	Model No.
532792	2G-BS-13A-SP+USB+TC-2PM-So+Sw
532793	2G-BS-13A-SP+USB+TC-2PMW-So+Sw
532794	2G-BS-13A-SP+USB+TC-2PMG-So+Sw
532795	2G-BS-13A-SP+USB+TC-2PMGR-So+Sw
532796	2G-BS-13A-SP+USB+TC-2PMB-So+Sw

Areas of Application




Switches & Sockets

Leader

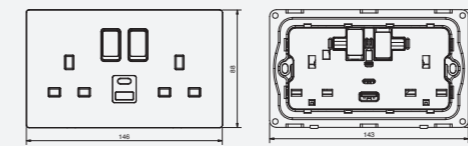
Technical Operating & Electrical Data

Mounting Type	Recessed in Wall
Fixed or Adjustable	Fixed
Embedding Depth	32mm
Module Material	PC+Metal/PC
Frame Material	Matt Glass
Contacts Material	AgCdO

Body Color Options



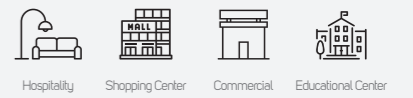
Dimensions Options



Family Product List

Code No.	Model No.
532940	2G-BS-13A-SP+USB+TC-2MG-So+Sw
532941	2G-BS-13A-SP+USB+TC-2MGW-So+Sw
532942	2G-BS-13A-SP+USB+TC-2MGG-So+Sw
532943	2G-BS-13A-SP+USB+TC-2MGGR-So+Sw
532944	2G-BS-13A-SP+USB+TC-2MGB-So+Sw

Areas of Application




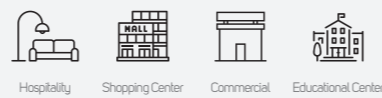
Switches & Sockets

Leader


Technical Operating & Electrical Data

Mounting Type	Recessed in Wall
Fixed or Adjustable	Fixed
Module Material	PC/PC+Metal

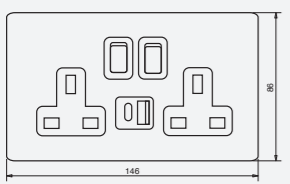
Areas of Application



Body Color Options



Dimensions Options



Family Product List

Code No.	Model No.
LI533029	2G-BS-13A-SP+2USB-2SSG-So+Sw
LI533030	2G-BS-13A-SP+2USB-2SSS-So+Sw
LI533031	2G-BS-13A-SP+2USB-2SSBZ-So+Sw
LI533032	2G-BS-13A-SP+2USB-2SSBK-So+Sw


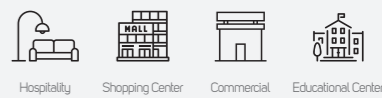
Switches & Sockets

Leader


Technical Operating & Electrical Data

Mounting Type	Recessed in Wall
Fixed or Adjustable	Fixed
Module Material	PC/PC+Metal

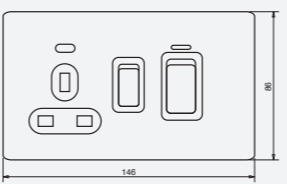
Areas of Application



Body Color Options



Dimensions Options



Family Product List


Code No.	Model No.
LI533037	2G-BS-13A-DP+45A-2SSG-So+Sw
LI533038	2G-BS-13A-DP+45A-2SSS-So+Sw
LI533039	2G-BS-13A-DP+45A-2SSBZ-So+Sw
LI533040	2G-BS-13A-DP+45A-2SSBK-So+Sw

Leader

Technical Operating & Electrical Data

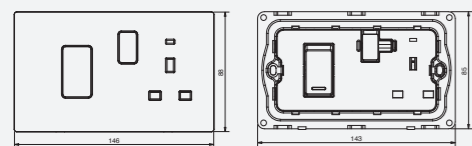
Mounting Type	Recessed in Wall
Fixed or Adjustable	Fixed
Embedding Depth	26mm
Module Material	PC+Metal/PC
Frame Material	Matt Glass
Contacts Material	AgCdO

Body Color Options


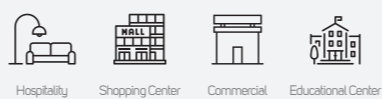


WH GY GD BK

Dimensions Options





Areas of Application



Family Product List

Code No.	Model No.
532925	2G-BS-13A-DP+45A-2MG-So+Sw
532926	2G-BS-13A-DP+45A-2MGW-So+Sw
532927	2G-BS-13A-DP+45A-2MGG-So+Sw
532928	2G-BS-13A-DP+45A-2MGGR-So+Sw
532929	2G-BS-13A-DP+45A-2MGB-So+Sw






Switches & Sockets

Exploration

Technical Operating & Electrical Data

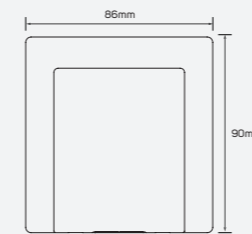
Mounting Type	Recessed in Wall
Fixed or Adjustable	Fixed
Embedding Depth	22mm
Module Material	PC/brass
Frame Material	Cold-roll Steel Sheets
Contacts Material	Brass
Current Capacity	45A

Body Color Options



WH GD GY BK

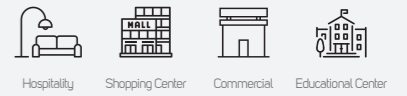
Dimensions Options



Family Product List

Code No.	Model No.
532096	CABL-45A-2PW-So
532097	CABL-45A-2PG-So
532098	CABL-45A-2PGR-So
532099	CABL-45A-2PB-So

Areas of Application




Exploration

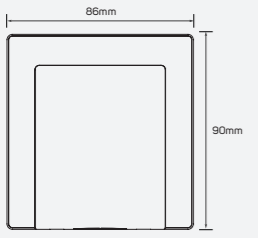
Technical Operating & Electrical Data

Mounting Type	Recessed in Wall
Fixed or Adjustable	Fixed
Embedding Depth	29mm
Module Material	PC/Brass
Frame Material	Cold-roll Steel Sheets
Contacts Material	Brass
Current Capacity	45A

Body Color Options



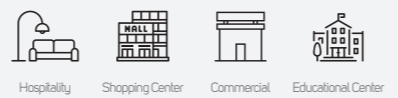
Dimensions Options



Family Product List

Code No.	Model No.
532225	CABL-45A-3GGR-So
532226	CABL-45A-3GG-So
532227	CABL-45A-3GB-So

Areas of Application




Exploration

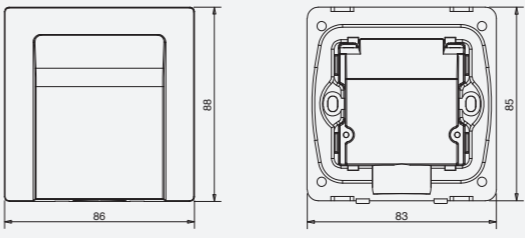
Technical Operating & Electrical Data

Mounting Type	Recessed in Wall
Fixed or Adjustable	Fixed
Module Material	PC/PC+Metal

Body Color Options



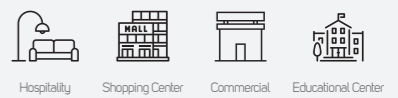
Dimensions Options



Family Product List

Code No.	Model No.
532777	CON-45A-2PM-So
532778	CON-45A-2PMW-So
532779	CON-45A-2PMG-So
532780	CON-45A-2PMGR-So
532781	CON-45A-2PMB-So

Areas of Application





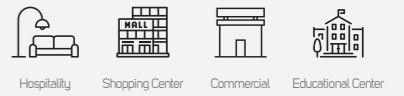
Switches & Sockets

Time Tunnel


Technical Operating & Electrical Data

Mounting Type	Recessed in Wall
Fixed or Adjustable	Fixed
Embedding Depth	30mm
Module Material	PC
Frame Material	Aluminum/Tempered Glass/Stainless Steel/Metal Piano
Current Capacity	250V~ 300W

Areas of Application

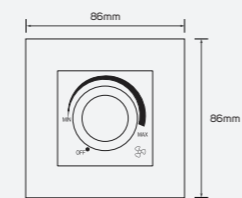


Body Color Options



GY GY GD+BN BN+GY BN

Dimensions Options



Family Product List

Code No.	Model No.
531101	1G-300W-AS-VDIMM
531124	1G-300W-GW-SDIMM
531153	1G-300W-GLB-SDIMM
531199	1G-300WSDIMM-SLB-Sw
531219	1G-300W-SG-SDIMM

Switches & Sockets

Time Tunnel

Technical Operating & Electrical Data

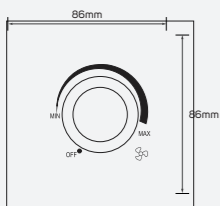
Mounting Type	Recessed in Wall
Fixed or Adjustable	Fixed
Embedding Depth	30mm
Module Material	PC
Frame Material	Metal Piano/Plastic Piano
Current Capacity	250V - 300W
Module Color	Grey/Light Brown+Golden/Light Brown+Grey/ Light Brown

Body Color Options



WH Light BN GY BK Matt BK GD GY Light BN

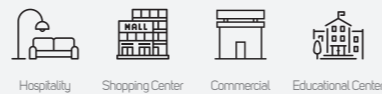
Dimensions Options



Family Product List

Code No.	Model No.
531243	1G-300W-PW-SDIMM
531261	1G-300W-PLB-SDIMM
531279	1G-300W-PGR-SDIMM
531315	1G-300W-PB-SDIMM
531355	1G-300WSDIMM-SB2-Sw
531399	1G-300WSDIMM-SG2-Sw
531377	1G-300WSDIMM-AGR2-Sw
531421	1G-300WSDIMM-ALB2-Sw

Areas of Application




Switches & Sockets

Time Tunnel

Technical Operating & Electrical Data

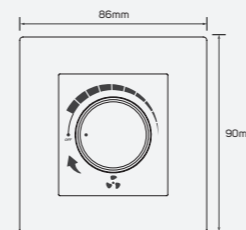
Mounting Type	Recessed in Wall
Fixed or Adjustable	Fixed
Embedding Depth	22mm
Module Material	PC/PCB electrical parts
Frame Material	Cold-roll Steel Sheets
Contacts Material	/
Current Capacity	1.3A

Body Color Options



WH GD GY BK

Dimensions Options



Family Product List

Code No.	Model No.
532100	1G-300W-2PW-SDIMM
532101	1G-300W-2PG-SDIMM
532102	1G-300W-2PGR-SDIMM
532103	1G-300W-2PB-SDIMM

Areas of Application




Switches & Sockets

Time Tunnel

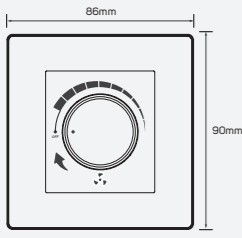
Technical Operating & Electrical Data

Mounting Type	Recessed in Wall
Fixed or Adjustable	Fixed
Embedding Depth	22mm
Module Material	PC/PCB electrical parts
Frame Material	Cold-roll Steel Sheets
Current Capacity	1.3A

Body Color Options



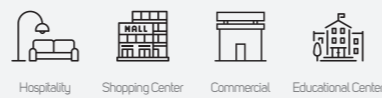
Dimensions Options



Family Product List

Code No.	Model No.
● 532183	1G-300W-3GGR-SDIMM
● 532184	1G-300W-3GG-SDIMM
● 532185	1G-300W-3GB-SDIMM

Areas of Application




Switches & Sockets

Time Tunnel

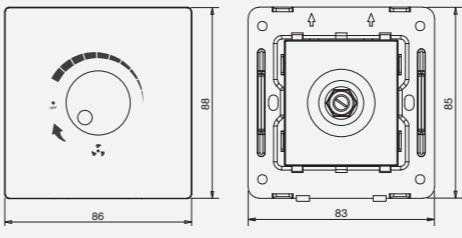
Technical Operating & Electrical Data

Mounting Type	Recessed in Wall
Fixed or Adjustable	Fixed
Embedding Depth	28mm
Module Material	PC+Metal/PC
Frame Material	Matt Glass

Body Color Options



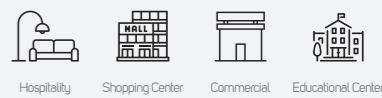
Dimensions Options



Family Product List

Code No.	Model No.
● 532866	1G-300W-2MG-SDIM
● 532867	1G-300W-2MGW-SDIM
● 532868	1G-300W-2MGG-SDIM
● 532869	1G-300W-2MGGR-SDIM
● 532870	1G-300W-2MGB-SDIM

Areas of Application




Time Tunnel

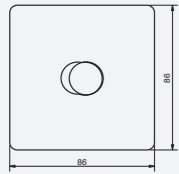
Technical Operating & Electrical Data

Mounting Type	Recessed in Wall
Fixed or Adjustable	Fixed
Module Material	PC/PC+Metal

Body Color Options



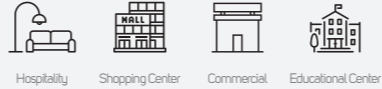
Dimensions Options



Family Product List

Code No.	Model No.
532993	1G-300W-2SSG-SDIM
532994	1G-300W-2SSS-SDIM
532995	1G-300W-2SSBZ-SDIM
532996	1G-300W-2SSBK-SDIM

Areas of Application




Time Tunnel

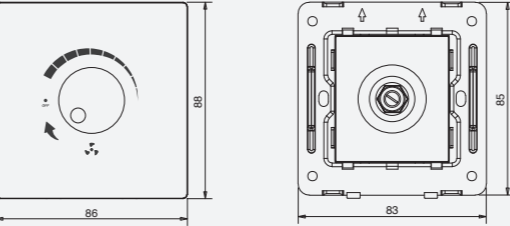
Technical Operating & Electrical Data

Mounting Type	Recessed in Wall
Fixed or Adjustable	Fixed
Module Material	PC/PC+Metal

Body Color Options



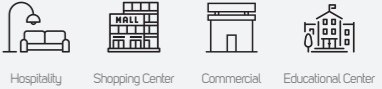
Dimensions Options



Family Product List

Code No.	Model No.
532713	1G-300W-2PM-SDIM
532714	1G-300W-2PMW-SDIM
532715	1G-300W-2PMG-SDIM
532716	1G-300W-2PMGR-SDIM
532717	1G-300W-2PMB-SDIM

Areas of Application




Switches & Sockets

Leader

Technical Operating & Electrical Data

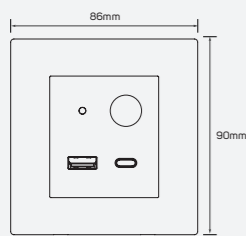
Mounting Type	Recessed in Wall
Fixed or Adjustable	Fixed
Embedding Depth	22mm
Module Material	PC/PCB electrical parts
Frame Material	Cold-roll Steel Sheets
Contacts Material	/
Current Capacity	3.1A

Body Color Options



WH GD GY BK

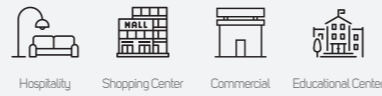
Dimensions Options



Family Product List

Code No.	Model No.
532104	2G-USB+TC-2PW-So
532105	2G-USB+TC-2PG-So
532106	2G-USB+TC-2PGR-So
532107	2G-USB+TC-2PB-So

Areas of Application



Switches & Sockets

Leader

Technical Operating & Electrical Data

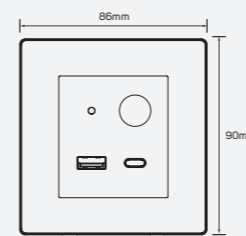
Mounting Type	Recessed in Wall
Fixed or Adjustable	Fixed
Embedding Depth	22mm
Module Material	PC/PCB electrical parts
Frame Material	Cold-roll Steel Sheets
Current Capacity	3.1A

Body Color Options



GY GD BK

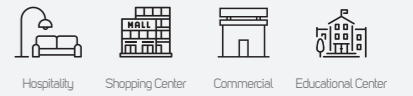
Dimensions Options



Family Product List

Code No.	Model No.
532177	2G-USB+TC-3GGR-So
532178	2G-USB+TC-3GG-So
532179	2G-USB+TC-3GB-So

Areas of Application





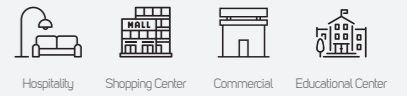
Switches & Sockets

Time Tunnel


Technical Operating & Electrical Data

Mounting Type	Recessed in Wall
Fixed or Adjustable	Fixed
Module Material	PC/PC+Metal

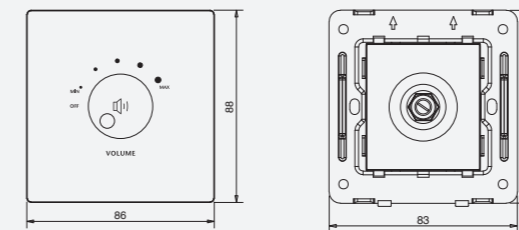
Areas of Application



Body Color Options



Dimensions Options



Family Product List

Code No.	Model No.
● 532762	1G-VDIMM-2PM-Sw
● 532763	1G-VDIMM-2PMW-Sw
● 532764	1G-VDIMM-2PMG-Sw
● 532765	1G-VDIMM-2PMGR-Sw
● 532766	1G-VDIMM-2PMB-Sw

Switches & Sockets

Time Tunnel

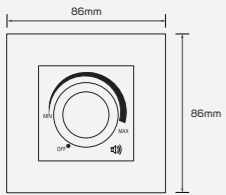
Technical Operating & Electrical Data

Mounting Type	Recessed in Wall
Fixed or Adjustable	Fixed
Embedding Depth	30mm
Module Material	PC
Frame Material	Aluminum/Tempered Glass/Stainless Steel/Metal Piano
Current Capacity	250V - 5W

Body Color Options



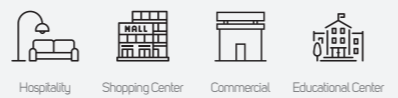
Dimensions Options



Family Product List

Code No.	Model No.
531103	1G-VDIMM-AS-Sw
531126	1G-VDMM-GW-Sw
531155	1G-VDIMM-GLB-Sw
531201	1G-VDIMM-SLB-Sw
531221	1G-VDIMM-SG-Sw

Areas of Application




Switches & Sockets

Time Tunnel

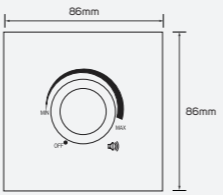
Technical Operating & Electrical Data

Mounting Type	Recessed in Wall
Fixed or Adjustable	Fixed
Embedding Depth	30mm
Module Material	PC
Frame Material	Metal Piano/Plastic Piano
Current Capacity	250V - 5W
Module Color	Grey/Light Brown+Golden/Light Brown+Grey/Light Brown

Body Color Options



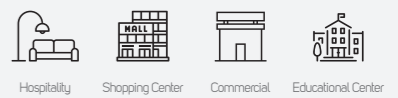
Dimensions Options



Family Product List

Code No.	Model No.
531245	1G-VDIMM-PW-Sw
531263	1G-VDIMM-PLB-Sw
531281	1G-VDIMM-PGR-Sw
531317	1G-VDIMM-PB-Sw
531357	1G-VDIMM-SB2-Sw
531401	1G-VDIMM-SG2-Sw
531379	1G-VDIMM-AGR2-Sw
531423	1G-VDIMM-ALB2-Sw

Areas of Application




Switches & Sockets

Time Tunnel

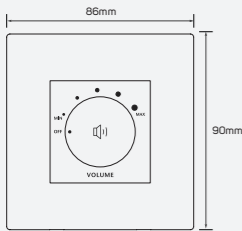
Technical Operating & Electrical Data

Mounting Type	Recessed in Wall
Fixed or Adjustable	Fixed
Embedding Depth	22mm
Module Material	PC/PCB electrical parts
Frame Material	Cold-roll Steel Sheets

Body Color Options



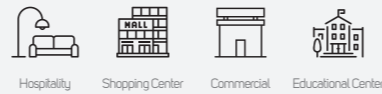
Dimensions Options



Family Product List

Code No.	Model No.
532108	1G-VDIMM-2PW-Sw
532109	1G-VDIMM-2PG-Sw
532110	1G-VDIMM-2PGR-Sw
532111	1G-VDIMM-2PB-Sw

Areas of Application




Switches & Sockets

Time Tunnel

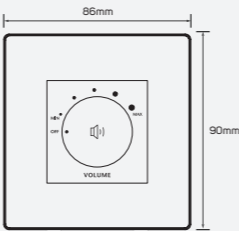
Technical Operating & Electrical Data

Mounting Type	Recessed in Wall
Fixed or Adjustable	Fixed
Embedding Depth	29mm
Module Material	PC/PCB electrical parts
Frame Material	Cold-roll Steel Sheets

Body Color Options



Dimensions Options



Family Product List

Code No.	Model No.
532216	1G-VDIMM-3GGR-Sw
532217	1G-VDIMM-3GG-Sw
532218	1G-VDIMM-3GB-Sw

Areas of Application




Time Tunnel

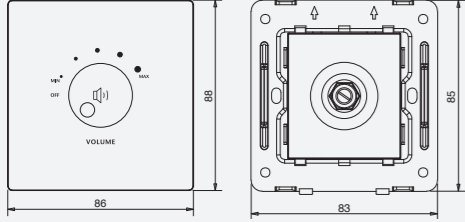
Technical Operating & Electrical Data

Mounting Type	Recessed in Wall
Fixed or Adjustable	Fixed
Embedding Depth	28mm
Module Material	PC+Metal/PC
Frame Material	Matt Glass

Body Color Options



Dimensions Options



Family Product List

Code No.	Model No.
532915	1G-VDIMM-2MG-Sw
532916	1G-VDIMM-2MGW-Sw
532917	1G-VDIMM-2MGG-Sw
532918	1G-VDIMM-2MGG-R-Sw
532919	1G-VDIMM-2MGB-Sw

Areas of Application




Acoustic

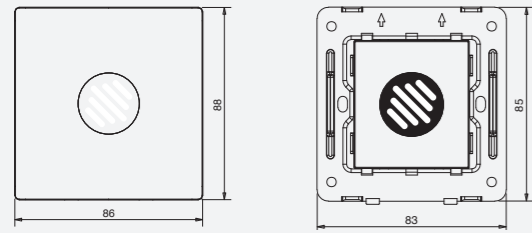
Technical Operating & Electrical Data

Mounting Type	Recessed in Wall
Fixed or Adjustable	Fixed
Module Material	PC/PC+Metal

Body Color Options



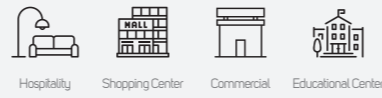
Dimensions Options



Family Product List

Code No.	Model No.
532718	ST-2L-2PM-STP
532719	ST-2L-2PMW-STP
532720	ST-2L-2PMG-STP
532721	ST-2L-2PMGR-STP
532722	ST-2L-2PMB-STP

Areas of Application




Acoustic

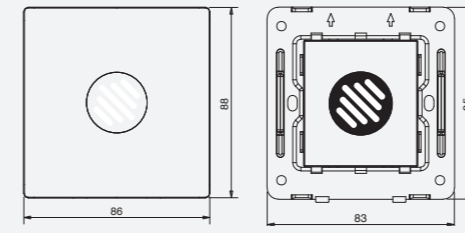
Technical Operating & Electrical Data

Mounting Type	Recessed in Wall
Fixed or Adjustable	Fixed
Embedding Depth	25mm
Module Material	PC+Metal/PC
Frame Material	Matt Glass

Body Color Options



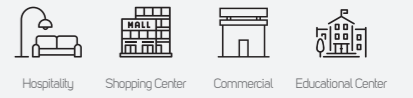
Dimensions Options




Family Product List

Code No.	Model No.
532871	ST-2L-2MG-STP
532872	ST-2L-2MGW-STP
532873	ST-2L-2MGG-STP
532874	ST-2L-2MGGR-STP
532875	ST-2L-2MGB-STP

Areas of Application





Artique



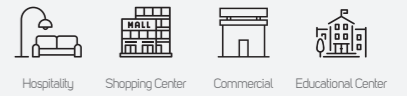
Switches & Sockets

Artique

Technical Operating & Electrical Data

Mounting Type	Recessed in Wall
Fixed or Adjustable	Fixed
Embedding Depth	30mm
Module Material	PC
Frame Material	Aluminum/Tempered Glass/Stainless Steel/Metal Piano
Current Capacity	250V~10AX
Module Color	Grey/Light Brown+Golden/Light Brown+Grey/Light Brown

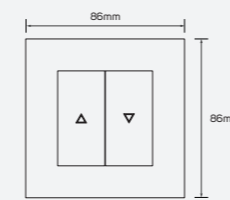
Areas of Application



Body Color Options



Dimensions Options



2G

Family Product List

Code No.	Model No.
531105	2G-Shtr-AS-Sw
531128	2G-Shtr-GW-Sw
531157	2G-Shtr-GLB-Sw
531203	2G-Shtr-SLB-Sw
531223	2G-Shtr-SG-Sw


Switches & Sockets

Artique

Technical Operating & Electrical Data

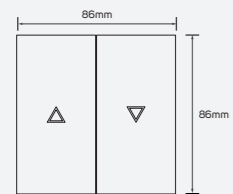
Mounting Type	Recessed in Wall
Fixed or Adjustable	Fixed
Embedding Depth	30mm
Module Material	PC
Frame Material	Metal Piano/Plastic Piano
Current Capacity	250V~10AX
Module Color	Grey/Light Brown+Golden/Light Brown+Grey/Light Brown

Body Color Options



WH Light BN GY BK Matt BK GD GY Light BN

Dimensions Options


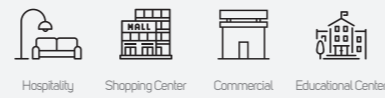


2G

Family Product List

Code No.	Model No.
531246	2G-Shtr-PW-Sw
531264	2G-Shtr-PLB-Sw
531282	2G-Shtr-PGR-Sw
531318	2G-Shtr-PB-Sw
531358	2G-Shtr-SB2-Sw
531402	2G-Shtr-SG2-Sw
531380	2G-Shtr-AGR2-Sw
531424	2G-Shtr-ALB2-Sw

Areas of Application




Switches & Sockets

Artique

Technical Operating & Electrical Data

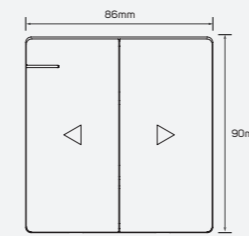
Mounting Type	Recessed in Wall
Fixed or Adjustable	Fixed
Embedding Depth	22mm
Module Material	PC/PCB electrical parts/Red copper/AgCdO
Frame Material	Cold-roll Steel Sheets
Contacts Material	cold-roll steel sheets/Brass
Current Capacity	250V~16AX
Module Color	White

Body Color Options



WH GD GY BK

Dimensions Options



2G

Family Product List

Code No.	Model No.
532112	Shtr-2PW-Sw
532113	Shtr-2PG-Sw
532114	Shtr-2PGR-Sw
532115	Shtr-2PB-Sw

Areas of Application

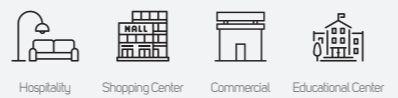


Artique


Technical Operating & Electrical Data

Mounting Type	Recessed in Wall
Fixed or Adjustable	Fixed
Embedding Depth	29mm
Module Material	PC/red copper/AgCdO
Frame Material	Cold-roll Steel Sheets
Contacts Material	cold-roll steel sheets/Brass
Current Capacity	250V~16AX
Module Color	White

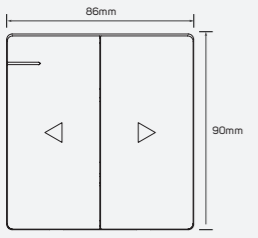
Areas of Application



Body Color Options



Dimensions Options



Family Product List

Code No.	Model No.
532222	Shtr-3GGR-Sw
532223	Shtr-3GG-Sw
532224	Shtr-3GB-Sw




Switches & Sockets

Leader

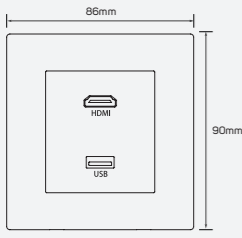
Technical Operating & Electrical Data

Mounting Type	Recessed in Wall
Fixed or Adjustable	Fixed
Embedding Depth	22mm
Module Material	PC/PA
Frame Material	Cold-roll Steel Sheets

Body Color Options



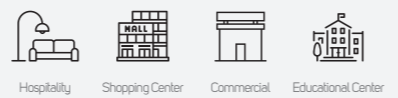
Dimensions Options



Family Product List

Code No.	Model No.
532116	2G-USB+HDMI-2PW-So
532117	2G-USB+HDMI-2PG-So
532118	2G-USB+HDMI-2PGR-So
532119	2G-USB+HDMI-2PB-So

Areas of Application




Switches & Sockets

Leader

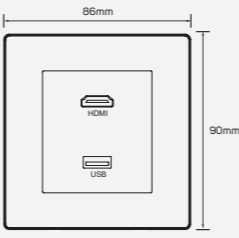
Technical Operating & Electrical Data

Mounting Type	Recessed in Wall
Fixed or Adjustable	Fixed
Embedding Depth	22mm
Module Material	PC/PA
Frame Material	Cold-roll Steel Sheets

Body Color Options



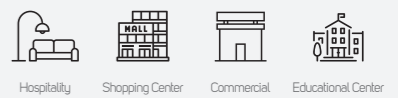
Dimensions Options



Family Product List

Code No.	Model No.
532210	2G-USB+HDMI-3GGR-So
532211	2G-USB+HDMI-3GG-So
532212	2G-USB+HDMI-3GB-So

Areas of Application




Leader

Technical Operating & Electrical Data

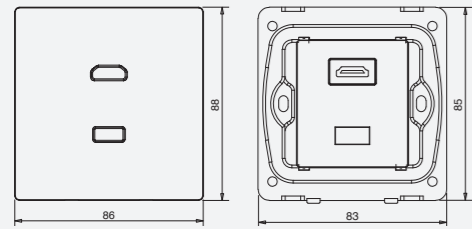
Mounting Type	Recessed in Wall
Fixed or Adjustable	Fixed
Embedding Depth	28mm
Module Material	PC+Metal/PC
Frame Material	Matt Glass

Body Color Options



WH GY GD BK

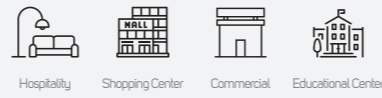
Dimensions Options



Family Product List

Code No.	Model No.
532920	2G-USB+HDMI-2MG-So
532921	2G-USB+HDMI-2MGW-So
532922	2G-USB+HDMI-2MGG-So
532923	2G-USB+HDMI-2MGGR-So
532924	2G-USB+HDMI-2MGB-So

Areas of Application




Leader

Technical Operating & Electrical Data

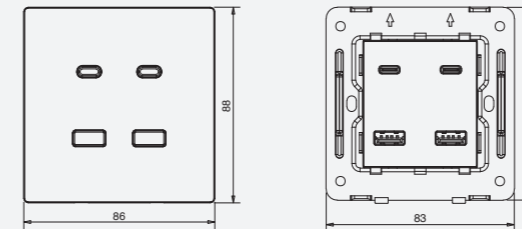
Mounting Type	Recessed in Wall
Fixed or Adjustable	Fixed
Module Material	PC/PC+Metal

Body Color Options



WH GD GY BK

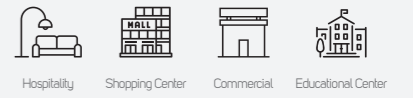
Dimensions Options



Family Product List

Code No.	Model No.	Code No.	Model No.
532757	1G-USB+TC-2PM-So		
532758	1G-USB+TC-2PMW-So		
532759	1G-USB+TC-2PMG-So		
532760	1G-USB+TC-2PMGR-So		
532761	1G-USB+TC-2PMB-So		

Areas of Application




Switches & Sockets

Leader

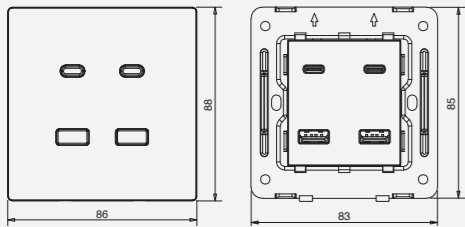
Technical Operating & Electrical Data

Mounting Type	Recessed in Wall
Fixed or Adjustable	Fixed
Embedding Depth	35mm
Module Material	PC+Metal/PC
Frame Material	Matt Glass

Body Color Options



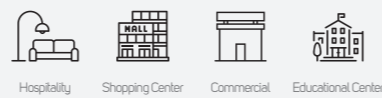
Dimensions Options



Family Product List

Code No.	Model No.
532910	1G-USB+TC-2MG-So
532911	1G-USB+TC-2MGW-So
532912	1G-USB+TC-2MGG-So
532913	1G-USB+TC-2MGGR-So
532914	1G-USB+TC-2MGB-So

Areas of Application




Switches & Sockets

Leader

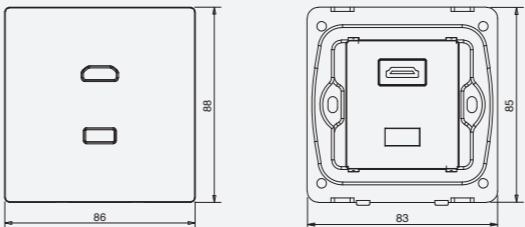
Technical Operating & Electrical Data

Mounting Type	Recessed in Wall
Fixed or Adjustable	Fixed
Module Material	PC/PC+Metal

Body Color Options



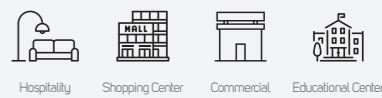
Dimensions Options



Family Product List

Code No.	Model No.
532767	2G-USB+HDMI-2PM-So
532768	2G-USB+HDMI-2PMW-So
532769	2G-USB+HDMI-2PMG-So
532770	2G-USB+HDMI-2PMGR-So
532771	2G-USB+HDMI-2PMB-So

Areas of Application





Intellectual Sense



Switches & Sockets

Intellectual Sense

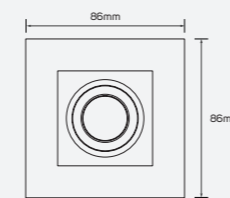
Technical Operating & Electrical Data

Mounting Type	Recessed in Wall
Fixed or Adjustable	Fixed
Embedding Depth	30mm
Module Material	PC
Frame Material	Aluminum/Tempered Glass/Stainless Steel/Metal Piano
Current Capacity	220V~100W
Module Color	Grey

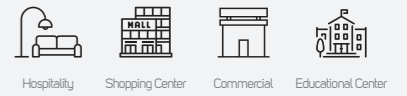
Body Color Options



Dimensions Options



Areas of Application



Family Product List

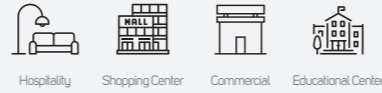
Code No.	Model No.
531320	1G-SENS-AS-Sw
531326	1G-SENS-GW-Sw
531328	1G-SENS-GLB-Sw
531322	1G-SENS-SLB-Sw
531324	1G-SENS-SG-Sw

Intellectual Sense

Technical Operating & Electrical Data

Mounting Type	Recessed in Wall
Fixed or Adjustable	Fixed
Embedding Depth	30mm
Module Material	PC
Frame Material	Metal Piano/Plastic Piano
Current Capacity	220V~100W

Areas of Application

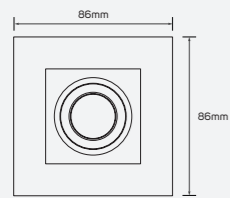


Body Color Options



WH Light BN GY BK Matt BK GD GY Light BN

Dimensions Options



Family Product List

Code No.	Model No.
531330	1G-SENS-PW-Sw
531332	1G-SENS-PLB-Sw
531334	1G-SENS-PGR-Sw
531336	1G-SENS-PB-Sw
531344	1G-SENS-SB2-Sw
531388	1G-SENS-SG2-Sw
531366	1G-SENS-AGR2-Sw
531410	1G-SENS-ALB2-Sw

Intellectual Sense


Technical Operating & Electrical Data

Mounting Type	Recessed in Wall
Fixed or Adjustable	Fixed
Embedding Depth	22mm
Module Material	PC/PCB electrical parts
Frame Material	Cold-roll Steel Sheets
Current Capacity	0.5A
Module Color	White

Areas of Application

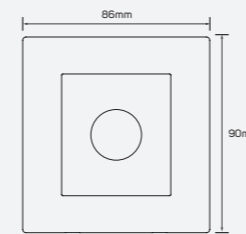


Body Color Options



WH GD GY BK

Dimensions Options



Family Product List


Code No.	Model No.
532120	1G-SENS-2PW-Sw
532121	1G-SENS-2PG-Sw
532122	1G-SENS-2PGR-Sw
532123	1G-SENS-2PB-Sw

Intellectual Sense

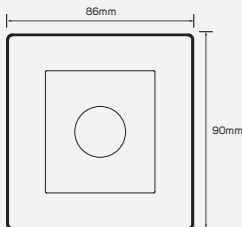
Technical Operating & Electrical Data

Mounting Type	Recessed in Wall
Fixed or Adjustable	Fixed
Embedding Depth	22mm
Module Material	PC/PCB electrical parts
Frame Material	Cold-roll Steel Sheets
Current Capacity	0.5A
Module Color	White

Body Color Options



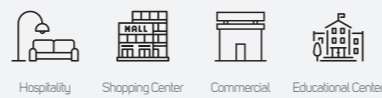
Dimensions Options



Family Product List

Code No.	Model No.
● 532186	1G-SENS-3GGR-Sw
● 532187	1G-SENS-3GG-Sw
● 532188	1G-SENS-3GGB-Sw

Areas of Application




Intellectual Sense

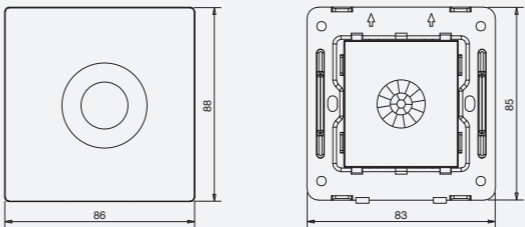
Technical Operating & Electrical Data

Mounting Type	Recessed in Wall
Fixed or Adjustable	Fixed
Module Material	PC/PC+Metal

Body Color Options



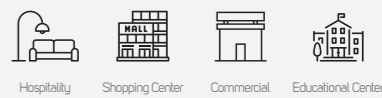
Dimensions Options



Family Product List

Code No.	Model No.
● 532727	1G-SENS-2PM-Sw
● 532728	1G-SENS-2PMW-Sw
● 532729	1G-SENS-2PMG-Sw
● 532730	1G-SENS-2PMGR-Sw
● 532731	1G-SENS-2PMB-Sw

Areas of Application




Intellectual Sense

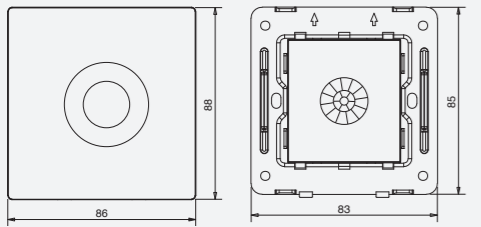
Technical Operating & Electrical Data

Mounting Type	Recessed in Wall
Fixed or Adjustable	Fixed
Embedding Depth	25mm
Module Material	PC+Metal/PC
Frame Material	Matt Glass

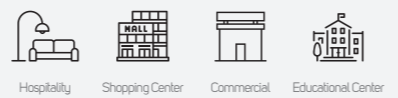
Body Color Options



Dimensions Options




Areas of Application



Family Product List

Code No.	Model No.
532880	1G-SENS-2MG-Sw
532881	1G-SENS-2MGW-Sw
532882	1G-SENS-2MGG-Sw
532883	1G-SENS-2MGGR-Sw
532884	1G-SENS-2MGB-Sw




Intellectual Sense

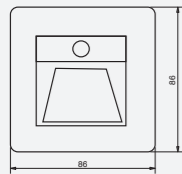
Technical Operating & Electrical Data

Mounting Type	Recessed in Wall
Fixed or Adjustable	Fixed
Module Material	PC/PC+Metal

Body Color Options



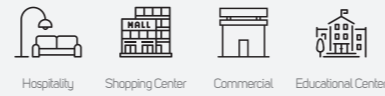
Dimensions Options



Family Product List

Code No.	Model No.
LI533041	1G-SENS-2SSG-Sw
LI533042	1G-SENS-2SSS-Sw
LI533043	1G-SENS-2SSBZ-Sw
LI533044	1G-SENS-2SSBK-Sw

Areas of Application




Intellectual Sense

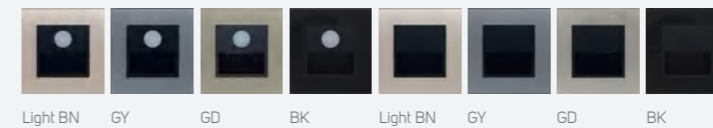
Technical Operating & Electrical Data

Mounting Type	Recessed in Wall
Fixed or Adjustable	Fixed
Embedding Depth	30mm
Module Material	PC
Frame Material	Plastic/Stainless Steel

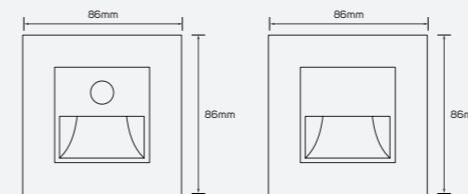
Body Color Options(Plastic)



Body Color Options(Stainless Steel)



Dimensions Options


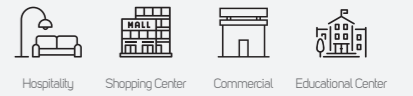


531739 - 531740 - 531741 - 531742 531743 - 531744 - 531745 - 531746
 531747 - 531748 - 531749 - 531750 531751 - 531752 - 531753 - 531754

Family Product List

Code No.	Model No.	Code No.	Model No.
531739	SENS+LIG-5PW-Sw	531747	SENS+LIG-3ALB-Sw
531740	SENS+LIG-5PLB-Sw	531748	SENS+LIG-3AGR-Sw
531741	SENS+LIG-5PGR-Sw	531749	SENS+LIG-3SG-Sw
531742	SENS+LIG-5PB-Sw	531750	SENS+LIG-3SB-Sw
531743	LIG-PW-Sw	531751	LIG-ALB-Sw
531744	LIG-PLB-Sw	531752	LIG-AGR-Sw
531745	LIG-PGR-Sw	531753	LIG-SG-Sw
531746	LIG-PB-Sw	531754	LIG-SB-Sw

Areas of Application



Intellectual Sense

Technical Operating & Electrical Data

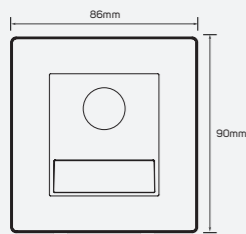
Mounting Type	Recessed in Wall
Fixed or Adjustable	Fixed
Embedding Depth	29mm
Module Material	PC/PCB electrical parts
Frame Material	Cold-roll Steel Sheets
Current Capacity	0.005A

Body Color Options



GY GD BK

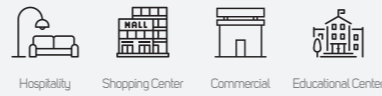
Dimensions Options



Family Product List

Code No.	Model No.
532219	1G-SENS+LIG-3GGR-Sw
532220	1G-SENS+LIG-3GG-Sw
532221	1G-SENS+LIG-3GB-Sw

Areas of Application



Intellectual Sense

Technical Operating & Electrical Data

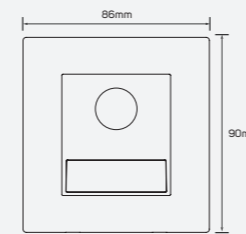
Mounting Type	Recessed in Wall
Fixed or Adjustable	Fixed
Embedding Depth	22mm
Module Material	PC/PCB electrical parts
Frame Material	Cold-roll Steel Sheets
Current Capacity	0.005A
Module Color	White

Body Color Options



WH GD GY BK

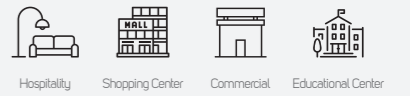
Dimensions Options



Family Product List

Code No.	Model No.
532124	1G-SENS+LIG-2PW-Sw
532125	1G-SENS+LIG-2PG-Sw
532126	1G-SENS+LIG-2PGR-Sw
532127	1G-SENS+LIG-2PB-Sw

Areas of Application



Waterproof

Technical Operating & Electrical Data

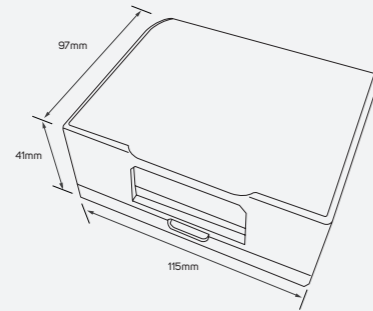
Mounting Type	Recessed in Wall
Fixed or Adjustable	Fixed
Embedding Depth	22mm
Module Material	/
Frame Material	Cold-roll Steel Sheets

Body Color Options



BU

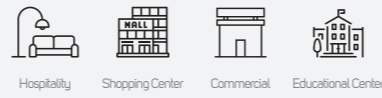
Dimensions Options



Family Product List

Code No.	Model No.
● 532128	WPB-2P-BLUE

Areas of Application




Waterproof

Technical Operating & Electrical Data

Mounting Type	Recessed
---------------	----------

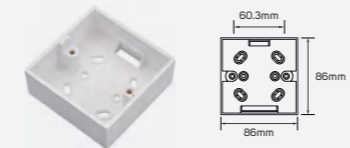
Water Proof



● 532305

■ PS

Mounting Box



● 532306

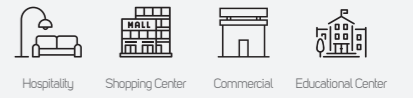
Water Proof




● 532309

■ ABS

Areas of Application



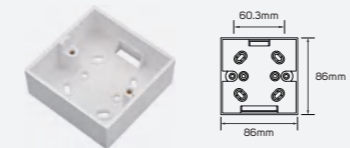
Water Proof



● 532305

■ PS

Mounting Box



● 532306

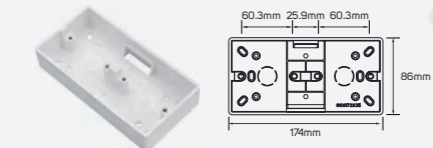
Water Proof



● 532309

■ ABS

Mounting Box



● 532307

Water Proof



● 532310

■ ABS


Family Product List

Code No.	Model No.	Body Color	Frame Material
● 532305	FJHWPBOX01	Transparent	PS
● 532306	MHSMBOX01	White	/
● 532307	DHSMBOX01	White	/
● 532309	FSHWPBOX01	Transparent	ABS
● 532310	FSHWPBOX02	Transparent	ABS

Luxury



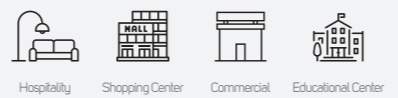
Body Color Options



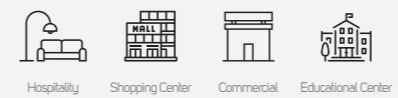
Family Product List

Code No.	Code No.
532228	532232
532229	532233
532230	532234
532231	532235

Areas of Application



Areas of Application



Luxury



Body Color Options



Family Product List

Code No.	Code No.
532236	532240
532237	532241
532238	532242
532239	532243



Floor Sockets

■ Sentry



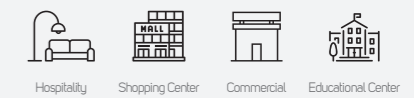
Floor Sockets

Sentry



Technical Operating & Electrical Data

Mounting Type	Recessed
Fixed or Adjustable	Fixed
Embedding Depth	57mm
Module Material	PC+Gold
Frame Material	Brass
Contacts Material	A3 Steel
Current Capacity	250V~16AX
Module Color	White

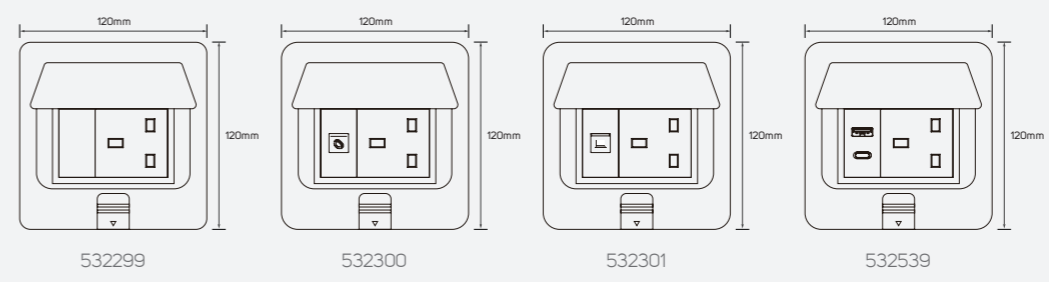
Areas of Application



Body Color Options




Dimensions Options



Family Product List

Code No.	Model No.
532299	N313AFBPM
532300	N313AFBTLPM
532301	N313AFBDATAPM
532539	N313AFGDUSBTCMPM

Areas of Application



Sentry

Technical Operating & Electrical Data

Mounting Type	Recessed
Fixed or Adjustable	Fixed
Embedding Depth	57mm
Module Material	PC+Gold
Frame Material	Stainless
Contacts Material	A3 Steel
Current Capacity	250V~16AX
Module Color	White



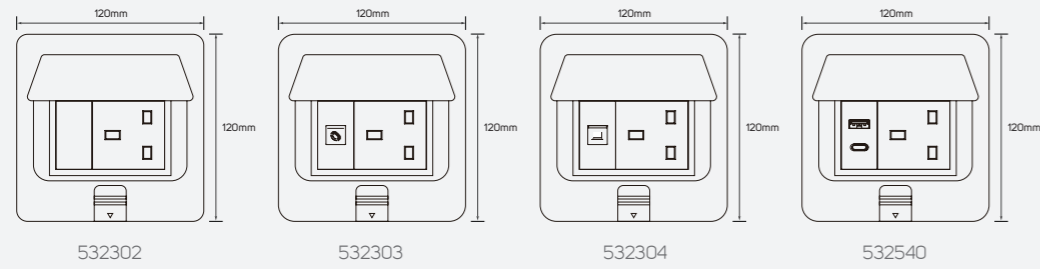
Body Color Options



Stainless



Dimensions Options



Family Product List

Code No.	Model No.
532302	N313AFSPM
532303	N313AFSTLPM
532304	N313AFSDATAPM
532540	N313AFSDUSBTCPM

ilict

Contact Us

global@illuslighting.com

www.illuslighting.com

Find us in KSA,UAE, Oman, Kuwait, Qatar, Egypt, Spain, China.